

Air Quality Monitoring Equipment

Sibata LD-5R K-Factor Verification Test by Total Suspended Particulates HVS Test Report

Information of Calibrated Equipment

Verification Test Date:	28-Nov-23	to	30-Nov-23	Next Verification Test Date:	28-Nov-24
Unit-under-Test- Model No.:	Sibata LD-5R				
Unit-under-Test Serial No.:	882106				
Our Report Reference No.:	RPT-23-HVS-0068				
Calibration Location:	AM2, location near the Leachate Treatment Works within the NENTX Landfill				

Standard Equipment Information

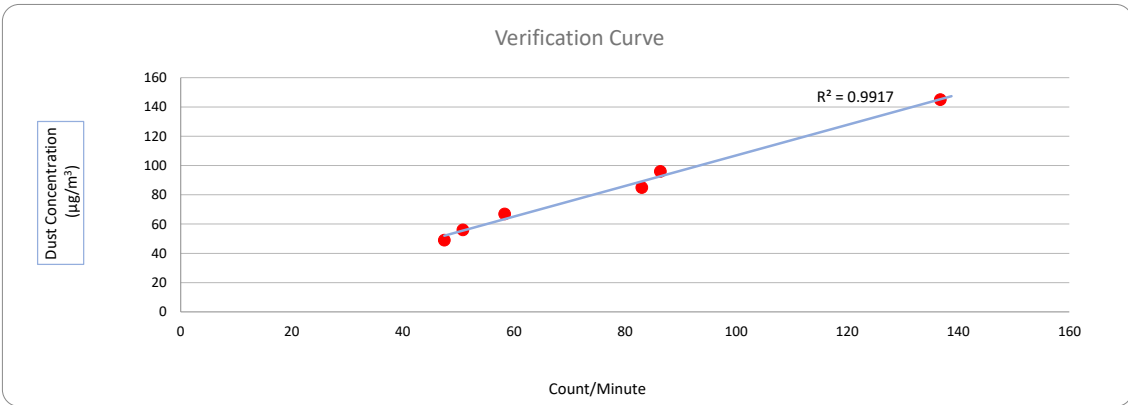
Verification Equipment Type:	Tisch TSP HVS	Tisch HVS Calibrator
Standard Equipment Model No.:	TE-5170X	TE-5025A
Equipment serial no.:	1106	4166
Last Calibration Date:	4-Nov-23	19-Jun-23
Next Calibration Date:	3-Jan-24	19-Jun-24

Equipment Verification Result

Verification Test No.	Date	Duration			Results from Calibrated Equipment		Results from Standard Equipment
		Start-time	End-time	Elapsed Time (in min)	Total Counts	Counts/ Minute x-axis	Dust Concentration ($\mu\text{g}/\text{m}^3$) y-axis
1	28/11/2023	8789.68	8792.68	180.00	15546	86	96
2	28/11/2023	8792.68	8795.68	180.00	14944	83	85
3	28/11/2023	8795.68	8798.68	180.00	8543	47	49
4	30/11/2023	8798.68	8801.68	180.00	10499	58	67
5	30/11/2023	8801.68	8804.68	180.00	24622	137	145
6	30/11/2023	8804.68	8807.68	180.00	9145	51	56

Linear Regression of y on x

Slope, K factor:	<u>1.0437</u>	Intercept:	<u>2.4993</u>	*Correlation Coefficient,R:	<u>0.9958</u>
Verification Test Result:	<u>Strong Correlation. Results were accepted.</u>			* If the Correlation Coefficient, R is <0.5. Checking and Re-verification are required.	



Operated By: Andy Li
Project Technician, Environmental

Date: 30-11-2023

Checked By: Tandy Tse
Senior Consultant, Environmental

Date: 30-11-2023

Sibata LD-5R K-Factor Verification Test by Total Suspended Particulates HVS Test Report

Information of Calibrated Equipment

Verification Test Date:	28-Nov-23	to	30-Nov-23	Next Verification Test Date:	28-Nov-24
Unit-under-Test- Model No.:	Sibata LD-5R				
Unit-under-Test Serial No.:	882107				
Our Report Reference No.:	RPT-23-HVS-0069				
Calibration Location:	AM2, location near the Leachate Treatment Works within the NENTX Landfill				

Standard Equipment Information

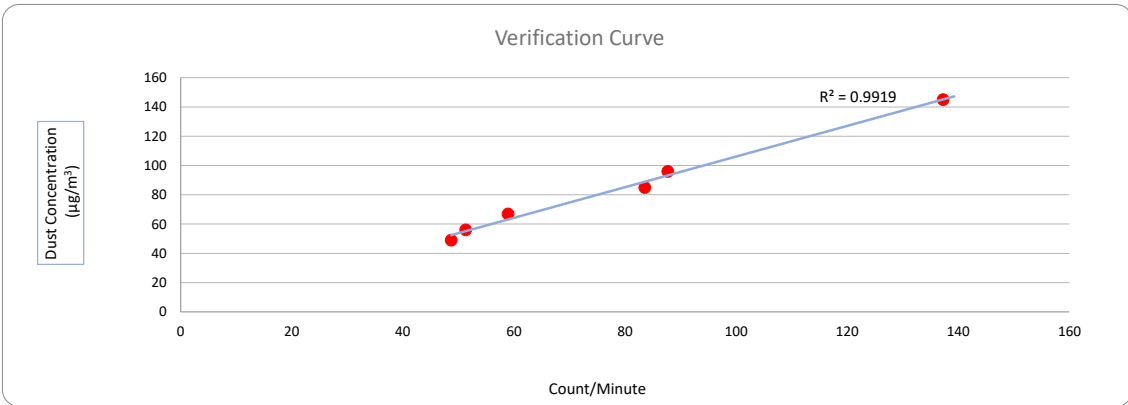
Verification Equipment Type:	Tisch TSP HVS	Tisch HVS Calibrator
Standard Equipment Model No.:	TE-5170X	TE-5025A
Equipment serial no.:	1106	4166
Last Calibration Date:	4-Nov-23	19-Jun-23
Next Calibration Date:	3-Jan-24	19-Jun-24

Equipment Verification Result

Verification Test No.	Date	Duration			Results from Calibrated Equipment		Results from Standard Equipment
		Start-time	End-time	Elapsed Time (in min)	Total Counts	Counts/ Minute x-axis	Dust Concentration ($\mu\text{g}/\text{m}^3$) y-axis
1	28/11/2023	8789.68	8792.68	180.00	15789	88	96
2	28/11/2023	8792.68	8795.68	180.00	15045	84	85
3	28/11/2023	8795.68	8798.68	180.00	8765	49	49
4	30/11/2023	8798.68	8801.68	180.00	10612	59	67
5	30/11/2023	8801.68	8804.68	180.00	24711	137	145
6	30/11/2023	8804.68	8807.68	180.00	9235	51	56

Linear Regression of y on x

Slope, K factor:	1.0468	Intercept:	1.4320	*Correlation Coefficient,R:	0.9959
Verification Test Result:	Strong Correlation, Results were accepted.			* If the Correlation Coefficient, R is <0.5. Checking and Re-verification are required.	



Operated By: Andy Li
Project Technician, Environmental

Date: 30-11-2023

Checked By: Tandy Tse
Senior Consultant, Environmental

Date: 30-11-2023

Noise Quality Monitoring Equipment



Certificate of Calibration

for

Description: *Sound Level Calibrator*
Manufacturer: *RION*
Type No.: *NC-75*
Serial No.: *35124528*

Submitted by:

Customer: *Acuity Sustainability Consulting Limited*
Address: *Unit E, 12/F, Ford Glory Plaza,
Nos. 37-39 Wing Hong Street,
Cheung Sha Wan, Kowloon,
Hong Kong*

Upon receipt for calibration, the instrument was found to be:

Within

Outside

the allowable tolerance.

The test equipments used for calibration are traceable to National Standards via:

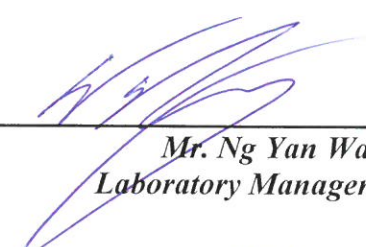
- The Government of The Hong Kong Special Administrative Region Standard & Calibration Laboratory

Date of receipt: 21 December 2023

Date of calibration: 22 December 2023


Date of NEXT calibration: 21 December 2024

Calibrated by: 
Calibration Technician

Certified by: 
*Mr. Ng Yan Wa
Laboratory Manager*

Date of issue: 22 December 2023

Certificate No.: APJ23-091-CC002



**1. Calibration Precautions:**

- The unit-under-test (UUT) was allowed to stabilize in the laboratory for over 24 hours, and switched on to warm up for over 10 minutes before the commencement of the test.
- The results presented are the mean of 3 measurements at each calibration point.

2. Calibration Specifications:

Calibration check

3. Calibration Conditions:

Air Temperature: 21.5 °C
Air Pressure: 1006 hPa
Relative Humidity: 24.6 %

4. Calibration Equipment:

Test Equipment	Type	Serial No.	Calibration Report Number	Traceable to
Multifunction Calibrator	B&K 4226	2288467	AV220061	HOKLAS
Sound Level Meter	RION NA-28	30721812	AV230128	HOKLAS

5. Calibration Results

5.1 Sound Pressure Level

Nominal value dB	Accept lower level dB	Accept upper level dB	Measured value dB
94.0	93.6	94.4	94.0

Note:

The values given in this certification only related to the values measured at the time of the calibration.



Certificate of Calibration

for

Description: *Sound Level Calibrator*
Manufacturer: *RION*
Type No.: *NC-75*
Serial No.: *35124529*

Submitted by:

Customer: *Acuity Sustainability Consulting Limited*
Address: *Unit E, 12/F, Ford Glory Plaza,
Nos. 37-39 Wing Hong Street,
Cheung Sha Wan, Kowloon,
Hong Kong*


Upon receipt for calibration, the instrument was found to be:


- Within**
- Outside**

the allowable tolerance.

The test equipments used for calibration are traceable to National Standards via:
- The Government of The Hong Kong Special Administrative Region Standard & Calibration Laboratory

Date of receipt: 19 October 2023
Date of calibration: 27 October 2023
Date of NEXT calibration: 26 October 2024

Calibrated by: 
Calibration Technician

Certified by: 
Mr. Ng Yan Wa
Laboratory Manager

Date of issue: 27 October 2023



Certificate No.: APJ23-090-CC003

1. Calibration Precautions:

- The unit-under-test (UUT) was allowed to stabilize in the laboratory for over 24 hours, and switched on to warm up for over 10 minutes before the commencement of the test.
- The results presented are the mean of 3 measurements at each calibration point.

2. Calibration Specifications:

Calibration check

3. Calibration Conditions:

Air Temperature: 24.4 °C
Air Pressure: 1013 hPa
Relative Humidity: 64.5 %

4. Calibration Equipment:

Test Equipment	Type	Serial No.	Calibration Report Number	Traceable to
Multifunction Calibrator	B&K 4226	2288467	AV220061	HOKLAS
Sound Level Meter	RION NA-28	30721812	AV220120	HOKLAS

5. Calibration Results

5.1 Sound Pressure Level

Nominal value dB	Accept lower level dB	Accept upper level dB	Measured value dB
94.0	93.6	94.4	94.0

Note:

The values given in this certification only related to the values measured at the time of the calibration.

Certificate of Calibration

for

Description: *Sound Level Calibrator*

Manufacturer: *RION*

Type No.: *NC-75*

Serial No.: *35124530*

Submitted by:

Customer: *Acuity Sustainability Consulting Limited*

Address: *Unit E, 12/F, Ford Glory Plaza,
Nos. 37-39 Wing Hong Street,
Cheung Sha Wan, Kowloon,
Hong Kong*

Upon receipt for calibration, the instrument was found to be:

Within

Outside

the allowable tolerance.

The test equipments used for calibration are traceable to National Standards via:

- The Government of The Hong Kong Special Administrative Region Standard & Calibration Laboratory

Date of receipt: 10 November 2023


Date of calibration: 17 November 2023

Date of NEXT calibration: 16 November 2024

Calibrated by: _____
Calibration Technician

Certified by: _____
*Mr. Ng Yan Wa
Laboratory Manager*

Date of issue: 17 November 2023



Certificate No.: APJ23-090-CC004

Page 1 of 2

1. Calibration Precautions:

- The unit-under-test (UUT) was allowed to stabilize in the laboratory for over 24 hours, and switched on to warm up for over 10 minutes before the commencement of the test.
- The results presented are the mean of 3 measurements at each calibration point.

2. Calibration Specifications:

Calibration check

3. Calibration Conditions:

Air Temperature: 23.4 °C
Air Pressure: 1004 hPa
Relative Humidity: 24.4 %

4. Calibration Equipment:

Test Equipment	Type	Serial No.	Calibration Report Number	Traceable to
Multifunction Calibrator	B&K 4226	2288467	AV220061	HOKLAS
Sound Level Meter	RION NA-28	30721812	AV230128	HOKLAS

5. Calibration Results

5.1 Sound Pressure Level

Nominal value dB	Accept lower level dB	Accept upper level dB	Measured value dB
94.0	93.6	94.4	94.1

Note:

The values given in this certification only related to the values measured at the time of the calibration.

Certificate of Calibration

for

Description: Sound Level Meter
Manufacturer: NTi Audio
Type No.: XL2 (Serial No.: A2A-09696-E0)
Microphone: ACO 7052 (Serial No.:73780)
Preamplifier: NTi Audio MA220 (Serial No.:6282)

Submitted by:

Customer: Aurecon Hong Kong Limited
Address: Unit 1608, 16/F, Tower B,
Manulife Financial Centre,
223-231 Wai Yip Street, Kwun Tong,
Kowloon, Hong Kong.

Upon receipt for calibration, the instrument was found to be:

- Within (31.5Hz – 8kHz)
 Outside
the allowable tolerance.

The test equipment used for calibration are traceable to National Standards via:

- The Government of The Hong Kong Special Administrative Region Standard & Calibration Laboratory

Date of receipt: 28 February 2024

Date of calibration: 02 March 2024

Date of NEXT calibration: 01 March 2025

Calibrated by: 
Calibration Technician

Certified by: 
Mr. Ng Yan Wa
Laboratory Manager

Date of issue: 02 March 2024

Certificate No.: APJ23-146-CC003



Page 1 of 4



1. Calibration Precaution:

- The unit-under-test (UUT) was allowed to stabilize in the laboratory for over 24 hours, and switched on to warm up for over 10 minutes before the commencement of the test.
- The results presented are the mean of 3 measurements at each calibration point.

2. Calibration Conditions:

Air Temperature: 22.9 °C
 Air Pressure: 1005 hPa
 Relative Humidity: 61.2 %

3. Calibration Equipment:

	Type	Serial No.	Calibration Report Number	Traceable to
Multifunction Calibrator	B&K 4226	2288467	AV220061	HOKLAS

4. Calibration Results

Sound Pressure Level

Reference Sound Pressure Level

Setting of Unit-under-test (UUT)				Applied value		UUT Reading,	IEC 61672 Class 1
Range, dB	Freq. Weighting	Time Weighting	Level, dB	Frequency, Hz	dB	Specification, dB	
30-130	dBA SPL	Fast	94	1000	94.1	±0.4	

Linearity

Setting of Unit-under-test (UUT)				Applied value		UUT Reading,	IEC 61672 Class 1
Range, dB	Freq. Weighting	Time Weighting	Level, dB	Frequency, Hz	dB	Specification, dB	
30-130	dBA SPL	Fast	94	1000	94.1	Ref	
			104		104.1	±0.3	
			114		114.1	±0.3	

Time Weighting

Setting of Unit-under-test (UUT)				Applied value		UUT Reading,	IEC 61672 Class 1
Range, dB	Freq. Weighting	Time Weighting	Level, dB	Frequency, Hz	dB	Specification, dB	
30-130	dBA SPL	Fast	94	1000	94.1	Ref	
		Slow			94.1	±0.3	

Certificate No.: APJ23-146-CC003



Page 2 of 4

Frequency Response

Linear Response

Setting of Unit-under-test (UUT)			Applied value		UUT Reading, dB	IEC 61672 Class 1 Specification, dB	
Range, dB	Freq. Weighting	Time Weighting	Level, dB	Frequency, Hz			
30-130	dB	SPL	Fast	94	31.5	94.0	±2.0
					63	94.1	±1.5
					125	94.1	±1.5
					250	94.1	±1.4
					500	94.1	±1.4
					1000	94.1	Ref
					2000	94.4	±1.6
					4000	95.2	±1.6
				8000	94.5	+2.1; -3.1	

A-weighting

Setting of Unit-under-test (UUT)			Applied value		UUT Reading, dB	IEC 61672 Class 1 Specification, dB	
Range, dB	Freq. Weighting	Time Weighting	Level, dB	Frequency, Hz			
30-130	dBA	SPL	Fast	94	31.5	54.6	-39.4±2.0
					63	67.9	-26.2±1.5
					125	78.0	-16.1±1.5
					250	85.4	-8.6±1.4
					500	90.9	-3.2±1.4
					1000	94.1	Ref
					2000	95.6	+1.2±1.6
					4000	96.2	+1.0±1.6
				8000	93.4	-1.1±2.1; -3.1	

C-weighting

Setting of Unit-under-test (UUT)			Applied value		UUT Reading, dB	IEC 61672 Class 1 Specification, dB	
Range, dB	Freq. Weighting	Time Weighting	Level, dB	Frequency, Hz			
30-130	dBC	SPL	Fast	94	31.5	91.0	-3.0±2.0
					63	93.3	-0.8±1.5
					125	93.9	-0.2±1.5
					250	94.1	-0.0±1.4
					500	94.2	-0.0±1.4
					1000	94.1	Ref
					2000	94.2	-0.2±1.6
					4000	94.4	-0.8±1.6
				8000	91.5	-3.0±2.1; -3.1	

Certificate No.: APJ23-146-CC003



Page 3 of 4



5. Calibration Results Applied

The results apply to the particular unit-under-test only. All calibration points are within manufacture's specification as IEC 61672 Class 1.

Uncertainties of Applied Value:

94 dB	31.5 Hz	± 0.10
	63 Hz	± 0.05
	125 Hz	± 0.05
	250 Hz	± 0.05
	500 Hz	± 0.05
	1000 Hz	± 0.05
	2000 Hz	± 0.05
	4000 Hz	± 0.05
	8000 Hz	± 0.10
104 dB	1000 Hz	± 0.05
114 dB	1000 Hz	± 0.05

The uncertainties are evaluated for a 95% confidence level.

Note:

The values given in this certification only related to the values measured at the time of the calibration and any uncertainties quoted will not allow for the equipment long-term drift, variations with environmental changes, vibration and shock during transportation, overloading, mis-handling, or the capability of any other laboratory to repeat the calibration. (A+A)*L shall not be liable for any loss or damage resulting from the use of the equipment.

Certificate No.: APJ23-146-CC003



Page 4 of 4

Certificate of Calibration

for

Description: *Sound Level Meter*
Manufacturer: *NTi Audio*
Type No.: *XL2 (Serial No.: A2A-13548-E0)*
Microphone: *ACO 7052 (Serial No.:84474)*
Preamplifier: *NTi Audio MA220 (Serial No.:7989)*

Submitted by:

Customer: *Aurecon Hong Kong Limited*
Address: *Unit 1608, 16/F, Tower B,
Manulife Financial Centre,
223-231 Wai Yip Street, Kwun Tong,
Kowloon, Hong Kong.*

Upon receipt for calibration, the instrument was found to be:

- Within (31.5Hz – 8kHz)**
 Outside
the allowable tolerance.

The test equipment used for calibration are traceable to National Standards via:

- The Government of The Hong Kong Special Administrative Region Standard & Calibration Laboratory

Date of receipt: 28 February 2024

Date of calibration: 02 March 2024

Date of NEXT calibration: 01 March 2025

Calibrated by: 
Calibration Technician

Certified by: 
Mr. Ng Yan Wa
Laboratory Manager

Date of issue: 02 March 2024

Certificate No.: APJ23-146-CC004



Page 1 of 4

1. Calibration Precaution:

- The unit-under-test (UUT) was allowed to stabilize in the laboratory for over 24 hours, and switched on to warm up for over 10 minutes before the commencement of the test.
- The results presented are the mean of 3 measurements at each calibration point.

2. Calibration Conditions:

Air Temperature: 22.4 °C
 Air Pressure: 1005 hPa
 Relative Humidity: 59.6 %

3. Calibration Equipment:

	Type	Serial No.	Calibration Report Number	Traceable to
Multifunction Calibrator	B&K 4226	2288467	AV220061	HOKLAS

4. Calibration Results

Sound Pressure Level

Reference Sound Pressure Level

Setting of Unit-under-test (UUT)			Applied value		UUT Reading, dB	IEC 61672 Class 1 Specification, dB
Range, dB	Freq. Weighting	Time Weighting	Level, dB	Frequency, Hz		
30-130	dBA SPL	Fast	94	1000	94.1	±0.4

Linearity

Setting of Unit-under-test (UUT)			Applied value		UUT Reading, dB	IEC 61672 Class 1 Specification, dB
Range, dB	Freq. Weighting	Time Weighting	Level, dB	Frequency, Hz		
30-130	dBA SPL	Fast	94	1000	94.1	Ref
			104		104.2	±0.3
			114		114.2	±0.3

Time Weighting

Setting of Unit-under-test (UUT)			Applied value		UUT Reading, dB	IEC 61672 Class 1 Specification, dB
Range, dB	Freq. Weighting	Time Weighting	Level, dB	Frequency, Hz		
30-130	dBA SPL	Fast	94	1000	94.1	Ref
		Slow			94.2	±0.3

Certificate No.: APJ23-146-CC004



Page 2 of 4

Frequency Response

Linear Response

Setting of Unit-under-test (UUT)			Applied value		UUT Reading, dB	IEC 61672 Class 1 Specification, dB
Range, dB	Freq. Weighting	Time Weighting	Level, dB	Frequency, Hz		
30-130	dB	SPL	Fast	94	31.5	±2.0
					63	±1.5
					125	±1.5
					250	±1.4
					500	±1.4
					1000	Ref
					2000	±1.6
					4000	±1.6
				8000	+2.1; -3.1	

A-weighting

Setting of Unit-under-test (UUT)			Applied value		UUT Reading, dB	IEC 61672 Class 1 Specification, dB
Range, dB	Freq. Weighting	Time Weighting	Level, dB	Frequency, Hz		
30-130	dBA	SPL	Fast	94	31.5	-39.4±2.0
					63	-26.2±1.5
					125	-16.1±1.5
					250	-8.6±1.4
					500	-3.2±1.4
					1000	Ref
					2000	+1.2±1.6
					4000	+1.0±1.6
				8000	-1.1+2.1; -3.1	

C-weighting

Setting of Unit-under-test (UUT)			Applied value		UUT Reading, dB	IEC 61672 Class 1 Specification, dB
Range, dB	Freq. Weighting	Time Weighting	Level, dB	Frequency, Hz		
30-130	dBC	SPL	Fast	94	31.5	-3.0±2.0
					63	-0.8±1.5
					125	-0.2±1.5
					250	-0.0±1.4
					500	-0.0±1.4
					1000	Ref
					2000	-0.2±1.6
					4000	-0.8±1.6
				8000	-3.0 +2.1: -3.1	

5. Calibration Results Applied

The results apply to the particular unit-under-test only. All calibration points are within manufacture's specification as IEC 61672 Class 1.

Uncertainties of Applied Value:

94 dB	31.5 Hz	± 0.05
	63 Hz	± 0.05
	125 Hz	± 0.05
	250 Hz	± 0.05
	500 Hz	± 0.05
	1000 Hz	± 0.05
	2000 Hz	± 0.05
	4000 Hz	± 0.05
	8000 Hz	± 0.10
104 dB	1000 Hz	± 0.05
114 dB	1000 Hz	± 0.05

The uncertainties are evaluated for a 95% confidence level.

Note:

The values given in this certification only related to the values measured at the time of the calibration and any uncertainties quoted will not allow for the equipment long-term drift, variations with environmental changes, vibration and shock during transportation, overloading, mis-handling, or the capability of any other laboratory to repeat the calibration. (A+A)*L shall not be liable for any loss or damage resulting from the use of the equipment.



Certificate of Calibration

for

Description: Sound Level Meter
Manufacturer: NTi Audio
Type No.: XL2 (Serial No.: A2A-13661-E0)
Microphone: ACO 7052 (Serial No.:84464)
Preamplifier: NTi Audio MA220 (M2211) (Serial No.:5287)

Submitted by:

Customer: Acuity Sustainability Consulting Limited
Address: Unit E, 12/F, Ford Glory Plaza,
Nos. 37-39 Wing Hong Street,
Cheung Sha Wan, Kowloon, Hong Kong

Upon receipt for calibration, the instrument was found to be:

- Within (31.5Hz – 8kHz)
- Outside

the allowable tolerance.


The test equipment used for calibration are traceable to National Standards via:

- The Government of The Hong Kong Special Administrative Region Standard & Calibration Laboratory

Date of receipt: 31 August 2023

Date of calibration: 04 September 2023

Date of NEXT calibration: 03 September 2024

Calibrated by: 
Calibration Technician

Certified by: 
Mr. Ng Yan Wa
Laboratory Manager

Date of issue: 04 September 2023



Certificate No.: APJ23-053-CC002

Page 1 of 4

1. Calibration Precaution:

- The unit-under-test (UUT) was allowed to stabilize in the laboratory for over 24 hours, and switched on to warm up for over 10 minutes before the commencement of the test.
- The results presented are the mean of 3 measurements at each calibration point.

2. Calibration Conditions:

Air Temperature: 23.6 °C
 Air Pressure: 1006 hPa
 Relative Humidity: 62.6 %

3. Calibration Equipment:

	Type	Serial No.	Calibration Report Number	Traceable to
Multifunction Calibrator	B&K 4226	2288467	AV220061	HOKLAS

4. Calibration Results

Sound Pressure Level

Reference Sound Pressure Level

Setting of Unit-under-test (UUT)			Applied value		UUT Reading, dB	IEC 61672 Class 1 Specification, dB
Range, dB	Freq. Weighting	Time Weighting	Level, dB	Frequency, Hz		
30-130	dBA SPL	Fast	94	1000	94.0	±0.4

Linearity

Setting of Unit-under-test (UUT)			Applied value		UUT Reading, dB	IEC 61672 Class 1 Specification, dB
Range, dB	Freq. Weighting	Time Weighting	Level, dB	Frequency, Hz		
30-130	dBA SPL	Fast	94	1000	94.0	Ref
			104		104.0	±0.3
			114		114.0	±0.3

Time Weighting

Setting of Unit-under-test (UUT)			Applied value		UUT Reading, dB	IEC 61672 Class 1 Specification, dB
Range, dB	Freq. Weighting	Time Weighting	Level, dB	Frequency, Hz		
30-130	dBA SPL	Fast	94	1000	94.0	Ref
		Slow			94.0	±0.3

Frequency Response

Linear Response

Setting of Unit-under-test (UUT)			Applied value		UUT Reading, dB	IEC 61672 Class 1 Specification, dB
Range, dB	Freq. Weighting	Time Weighting	Level, dB	Frequency, Hz		
30-130	dB	SPL	94	31.5	94.1	±2.0
				63	94.1	±1.5
				125	94.1	±1.5
				250	94.1	±1.4
				500	94.1	±1.4
				1000	94.0	Ref
				2000	93.9	±1.6
				4000	93.9	±1.6
			8000	94.7	+2.1; -3.1	

A-weighting

Setting of Unit-under-test (UUT)			Applied value		UUT Reading, dB	IEC 61672 Class 1 Specification, dB
Range, dB	Freq. Weighting	Time Weighting	Level, dB	Frequency, Hz		
30-130	dBA	SPL	94	31.5	54.7	-39.4±2.0
				63	68.2	-26.2±1.5
				125	78.0	-16.1±1.5
				250	85.5	-8.6±1.4
				500	90.8	-3.2±1.4
				1000	94.0	Ref
				2000	95.1	+1.2±1.6
				4000	94.9	+1.0±1.6
			8000	93.5	-1.1±2.1; -3.1	

C-weighting

Setting of Unit-under-test (UUT)			Applied value		UUT Reading, dB	IEC 61672 Class 1 Specification, dB
Range, dB	Freq. Weighting	Time Weighting	Level, dB	Frequency, Hz		
30-130	dBC	SPL	94	31.5	91.2	-3.0±2.0
				63	93.5	-0.8±1.5
				125	94.0	-0.2±1.5
				250	94.1	-0.0±1.4
				500	94.1	-0.0±1.4
				1000	94.0	Ref
				2000	93.7	-0.2±1.6
				4000	93.2	-0.8±1.6
			8000	91.6	-3.0±2.1; -3.1	



5. Calibration Results Applied

The results apply to the particular unit-under-test only. All calibration points are within manufacture's specification as IEC 61672 Class 1.

Uncertainties of Applied Value:

94 dB	31.5 Hz	± 0.10
	63 Hz	± 0.10
	125 Hz	± 0.10
	250 Hz	± 0.10
	500 Hz	± 0.05
	1000 Hz	± 0.05
	2000 Hz	± 0.05
	4000 Hz	± 0.10
	8000 Hz	± 0.10
104 dB	1000 Hz	± 0.05
114 dB	1000 Hz	± 0.05

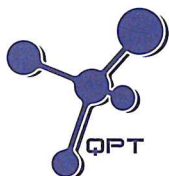
The uncertainties are evaluated for a 95% confidence level.

Note:

The values given in this certification only related to the values measured at the time of the calibration and any uncertainties quoted will not allow for the equipment long-term drift, variations with environmental changes, vibration and shock during transportation, overloading, mis-handling, or the capability of any other laboratory to repeat the calibration. (A+A)*L shall not be liable for any loss or damage resulting from the use of the equipment.



Water Quality Monitoring Equipment



專業化驗有限公司

QUALITY PRO TEST-CONSULT LIMITED

Unit 10, 5/F, Wah Wai Centre, 38-40 Au Pui Wan St., Fotan, Hong Kong

Email: info@qualityprotest.com; Website: www.qualityprotest.com

Tel: (852) 3956 8717; Fax: (852) 3956 3928

REPORT OF EQUIPMENT PERFORMANCE CHECK/ CALIBRATION

Test Report No. : R-BD040041

Date of Issue : 16 April 2024

Page No. : 1 of 2

PART A - CUSTOMER INFORMATION

Acuity Sustainability Consulting Limited

Unit E, 12/F, Ford Glory Plaza 37-39 Wing Hong Street, Cheung Sha Wan, Kowloon, Hong Kong

PART B - SAMPLE INFORMATION

Name of Equipment : YSI ProDSS (Multi-Parameters)

Manufacturer : YSI (a xylem brand)

Serial Number : 22C106561

Date of Received : 10 April 2024

Date of Calibration : 16 April 2024

Date of Next Calibration : 15 July 2024

Request No. : D-BD040041

PART C - REFERENCE METHODS/ DOCUMENTS FOR THE CALIBRATION

Test Parameter

Reference Method

pH value

APHA 21e 4500-H⁺ B

Temperature

Section 6 of international Accreditation New Zealand Technical Guide no. 3 Second edition March 2008: Working Thermometer Calibration Procedure

Salinity

APHA 21e 2520 B

Dissolved oxygen

APHA 23e 4500-O G (Membrane Electrode Method)

Turbidity

APHA 21e 2130 B (Nephelometric Method)

PART D - CALIBRATION RESULT

(1) pH value

Target (pH unit)	Display Reading (pH unit)	Tolerance	Result
4.00	4.14	0.14	Satisfactory
7.42	7.56	0.14	Satisfactory
10.01	10.09	0.08	Satisfactory

Tolerance of pH value should be less than ± 0.2 (pH unit)

(2) Temperature

Reading of Ref. thermometer (°C)	Display Reading (°C)	Tolerance	Result
11.0	11.1	0.1	Satisfactory
26.0	25.1	-0.9	Satisfactory
40.0	38.7	-1.3	Satisfactory

Tolerance of Temperature should be less than ± 2.0 (°C)

(3) Salinity

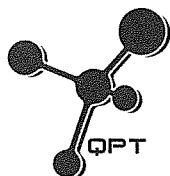
Expected Reading (g/L)	Display Reading (g/L)	Tolerance (%)	Result
10	9.68	-3.20	Satisfactory
20	19.27	-3.65	Satisfactory
30	28.85	-3.83	Satisfactory

Tolerance of Salinity should be less than ± 10.0 (%)

--- CONTINUED ON NEXT PAGE ---

AUTHORIZED
SIGNATORY:


LEE Chun-ning
Assistant Manager



專業化驗有限公司
QUALITY PRO TEST-CONSULT LIMITED

Unit 10, 5/F, Wah Wai Centre, 38-40 Au Pui Wan St., Fotan, Hong Kong
Email: info@qualityprotest.com; Website: www.qualityprotest.com
Tel: (852) 3956 8717; Fax: (852) 3956 3928

REPORT OF EQUIPMENT PERFORMANCE CHECK/ CALIBRATION

Test Report No. : R-BD040041
Date of Issue : 16 April 2024
Page No. : 2 of 2

(4) Dissolved oxygen

Expected Reading (mg/L)	Display Reading (mg/L)	Tolerance	Result
8.14	8.59	0.45	Satisfactory
5.35	5.12	-0.23	Satisfactory
2.92	2.72	-0.20	Satisfactory
0.32	0.26	-0.06	Satisfactory

Tolerance of Dissolved oxygen should be less than ± 0.5 (mg/L)

(5) Turbidity

Expected Reading (NTU)	Display Reading (NTU)	Tolerance (%)	Result
0	0.88	--	Satisfactory
10	9.62	-3.8	Satisfactory
20	18.76	-6.2	Satisfactory
100	98.45	-1.6	Satisfactory
800	770.86	-3.6	Satisfactory

Tolerance of Turbidity should be less than ± 10.0 (%)

Remark(s)

- The "Date of Next Calibration" is recommended according to best practice principals as practiced by QPT or quoted from relevant international standards.
- The results relate only to the calibrated equipment as received
- The performance of the equipment stated in this report is checked with independent reference material and results compared against a calibrated secondary source.
- "Displayed Reading" denotes the figure shown on item under calibration/ checking regardless of equipment precision or significant figures.
- The "Tolerance Limit" mentioned is the acceptance criteria applicable for similar equipment used by Quality Pro Test-Consult Ltd. or quoted from relevant international standards.

--- END OF REPORT ---



專業化驗有限公司
QUALITY PRO TEST-CONSULT LIMITED

Unit 10, 5/F, Wah Wai Centre, 38-40 Au Pui Wan St., Fotan, Hong Kong
Email: info@qualityprotest.com; Website: www.qualityprotest.com
Tel: (852) 3956 8717; Fax: (852) 3956 3928

REPORT OF EQUIPMENT PERFORMANCE CHECK/ CALIBRATION

Test Report No. : R-BD070022
Date of Issue : 15 July 2024
Page No. : 1 of 2

PART A - CUSTOMER INFORMATION

Acuity Sustainability Consulting Limited
Unit E, 12/F, Ford Glory Plaza 37-39 Wing Hong Street, Cheung Sha Wan, Kowloon, Hong Kong

PART B - SAMPLE INFORMATION

Name of Equipment : YSI ProDSS Multi Parameters
Manufacturer : YSI
Serial Number : 22C106561
Date of Received : 11 July 2024
Date of Calibration : 12 July 2024
Date of Next Calibration : 11 October 2024
Request No. : D-BD070022

PART C - REFERENCE METHODS/ DOCUMENTS FOR THE CALIBRATION

<u>Test Parameter</u>	<u>Reference Method</u>
pH value	APHA 21e 4500-H ⁺ B
Temperature	Section 6 of international Accreditation New Zealand Technical Guide no. 3 Second edition March 2008: Working Thermometer Calibration Procedure
Salinity	APHA 21e 2520 B
Dissolved oxygen	APHA 23e 4500-O G (Membrane Electrode Method)
Turbidity	APHA 21e 2130 B (Nephelometric Method)

PART D - CALIBRATION RESULT

(1) pH value

Target (pH unit)	Display Reading (pH unit)	Tolerance	Result
4.00	4.03	0.03	Satisfactory
7.42	7.46	0.04	Satisfactory
10.01	10.05	0.04	Satisfactory

Tolerance of pH value should be less than ± 0.2 (pH unit)

(2) Temperature

Reading of Ref. thermometer (°C)	Display Reading (°C)	Tolerance	Result
16.0	14.7	-1.3	Satisfactory
25.5	24.1	-1.4	Satisfactory
32.0	30.8	-1.2	Satisfactory

Tolerance of Temperature should be less than ± 2.0 (°C)

(3) Salinity

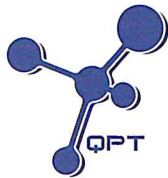
Expected Reading (g/L)	Display Reading (g/L)	Tolerance (%)	Result
10	10.01	0.10	Satisfactory
20	20.21	1.05	Satisfactory
30	30.90	3.00	Satisfactory

Tolerance of Salinity should be less than ± 10.0 (%)

--- CONTINUED ON NEXT PAGE ---

AUTHORIZED
SIGNATORY:


LEE Chun-ning
Assistant Manager



專業化驗有限公司
QUALITY PRO TEST-CONSULT LIMITED

Unit 10, 5/F, Wah Wai Centre, 38-40 Au Pui Wan St., Fotan, Hong Kong
Email: info@qualityprotest.com; Website: www.qualityprotest.com
Tel: (852) 3956 8717; Fax: (852) 3956 3928

REPORT OF EQUIPMENT PERFORMANCE CHECK/ CALIBRATION

Test Report No. : R-BD070022
Date of Issue : 15 July 2024
Page No. : 2 of 2

(4) Dissolved oxygen

Expected Reading (mg/L)	Display Reading (mg/L)	Tolerance	Result
8.50	8.56	0.06	Satisfactory
7.11	6.66	-0.45	Satisfactory
4.31	4.13	-0.18	Satisfactory
0.69	0.30	-0.39	Satisfactory

Tolerance of Dissolved oxygen should be less than ± 0.5 (mg/L)

(5) Turbidity

Expected Reading (NTU)	Display Reading (NTU)	Tolerance (%)	Result
0	-0.12	--	--
10	9.88	-1.2	Satisfactory
20	19.42	-2.9	Satisfactory
100	97.08	-2.9	Satisfactory
800	743.03	-7.1	Satisfactory

Tolerance of Turbidity should be less than ± 10.0 (%)

Remark(s)

- The "Date of Next Calibration" is recommended according to best practice principals as practiced by QPT or quoted form relevant international standards.
- The results relate only to the calibrated equipment as received
- The performance of the equipment stated in this report is checked with independent reference material and results compared against a calibrated secondary source.
- "Displayed Reading" denotes the figure shown on item under calibration/ checking regardless of equipment precision or significant figures.
- The "Tolerance Limit" mentioned is the acceptance criteria applicable for similar equipment used by Quality Pro Test-Consult Ltd. or quoted form relevant international standards.

--- END OF REPORT ---