

# Air Quality Monitoring Equipment

**Sibata LD-5R K-Factor Verification Test by Total Suspended Particulates HVS Test Report**

**Information of Calibrated Equipment**

Verification Test Date:	<b>28-Nov-23</b>	to	<b>30-Nov-24</b>	Next Verification Test Date:	<b>28-Nov-24</b>
Unit-under-Test- Model No.:	Sibata LD-5R				
Unit-under-Test Serial No.:	882106				
Our Report Reference No.:	RPT-23-HVS-0068				
Calibration Location:	AM2, location near the Leachate Treatment Works within the NENTX Landfill				

**Standard Equipment Information**

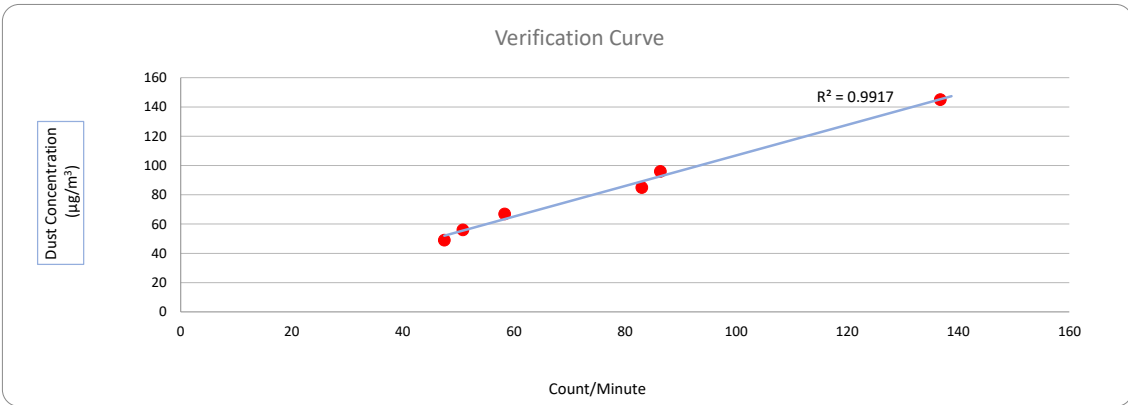
Verification Equipment Type:	Tisch TSP HVS	Tisch HVS Calibrator
Standard Equipment Model No.:	TE-5170X	TE-5025A
Equipment serial no.:	1106	4166
Last Calibration Date:	4-Nov-23	19-Jun-23
Next Calibration Date:	3-Jan-24	19-Jun-24

**Equipment Verification Result**

Verification Test No.	Date	Duration			Results from Calibrated Equipment		Results from Standard Equipment
		Start-time	End-time	Elapsed Time (in min)	Total Counts	Counts/ Minute x-axis	Dust Concentration ( $\mu\text{g}/\text{m}^3$ ) y-axis
1	28/11/2023	8789.68	8792.68	180.00	15546	86	96
2	28/11/2023	8792.68	8795.68	180.00	14944	83	85
3	28/11/2023	8795.68	8798.68	180.00	8543	47	49
4	30/11/2023	8798.68	8801.68	180.00	10499	58	67
5	30/11/2023	8801.68	8804.68	180.00	24622	137	145
6	30/11/2023	8804.68	8807.68	180.00	9145	51	56

**Linear Regression of y on x**

Slope, K factor:	<b><u>1.0437</u></b>	Intercept:	<b><u>2.4993</u></b>	*Correlation Coefficient,R:	<b><u>0.9958</u></b>
Verification Test Result:	<b><u>Strong Correlation. Results were accepted.</u></b>			* If the Correlation Coefficient, R is <0.5. Checking and Re-verification are required.	



Operated By: Andy Li  
Project Technician, Environmental

Date: 30-11-2023

Checked By: Tandy Tse  
Senior Consultant, Environmental

Date: 30-11-2023

**Sibata LD-5R K-Factor Verification Test by Total Suspended Particulates HVS Test Report**

**Information of Calibrated Equipment**

Verification Test Date:	<b>28-Nov-23</b>	to	<b>30-Nov-23</b>	Next Verification Test Date:	<b>28-Nov-24</b>
Unit-under-Test- Model No.:	Sibata LD-5R				
Unit-under-Test Serial No.:	882107				
Our Report Reference No.:	RPT-23-HVS-0069				
Calibration Location:	AM2, location near the Leachate Treatment Works within the NENTX Landfill				

**Standard Equipment Information**

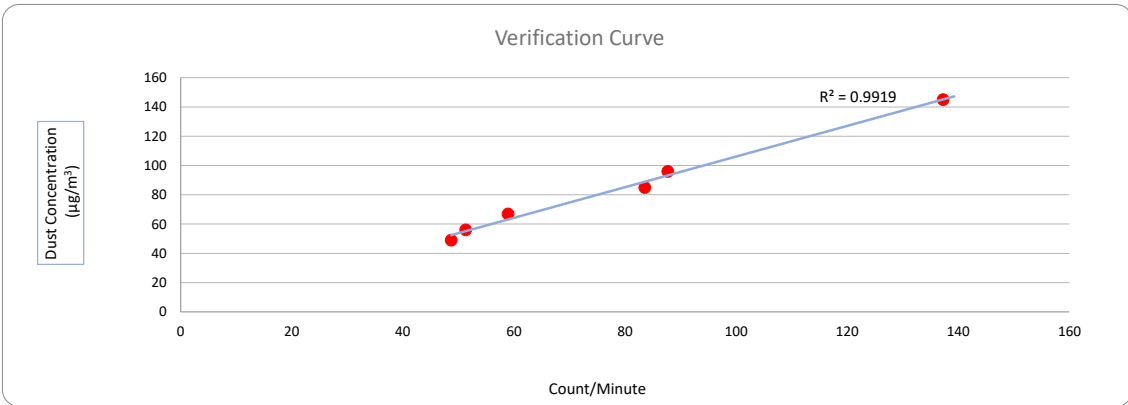
Verification Equipment Type:	Tisch TSP HVS	Tisch HVS Calibrator
Standard Equipment Model No.:	TE-5170X	TE-5025A
Equipment serial no.:	1106	4166
Last Calibration Date:	4-Nov-23	19-Jun-23
Next Calibration Date:	3-Jan-24	19-Jun-24

**Equipment Verification Result**

Verification Test No.	Date	Duration			Results from Calibrated Equipment		Results from Standard Equipment
		Start-time	End-time	Elapsed Time (in min)	Total Counts	Counts/ Minute x-axis	Dust Concentration ( $\mu\text{g}/\text{m}^3$ ) y-axis
1	28/11/2023	8789.68	8792.68	180.00	15789	88	96
2	28/11/2023	8792.68	8795.68	180.00	15045	84	85
3	28/11/2023	8795.68	8798.68	180.00	8765	49	49
4	30/11/2023	8798.68	8801.68	180.00	10612	59	67
5	30/11/2023	8801.68	8804.68	180.00	24711	137	145
6	30/11/2023	8804.68	8807.68	180.00	9235	51	56

**Linear Regression of y on x**

Slope, K factor:	<b>1.0468</b>	Intercept:	<b>1.4320</b>	*Correlation Coefficient,R:	<b>0.9959</b>
Verification Test Result:	<b>Strong Correlation. Results were accepted.</b>			* If the Correlation Coefficient, R is <0.5. Checking and Re-verification are required.	



Operated By: Andy Li  
Project Technician, Environmental

Date: 30-11-2023

Checked By: Tandy Tse  
Senior Consultant, Environmental

Date: 30-11-2023

# Noise Quality Monitoring Equipment



# Certificate of Calibration

for

**Description:** *Sound Level Calibrator*  
**Manufacturer:** *RION*  
**Type No.:** *NC-75*  
**Serial No.:** *35124530*

### Submitted by:

**Customer:** *Acuity Sustainability Consulting Limited*  
**Address:** *Unit E, 12/F, Ford Glory Plaza,  
 Nos. 37-39 Wing Hong Street,  
 Cheung Sha Wan, Kowloon,  
 Hong Kong*

Upon receipt for calibration, the instrument was found to be:

- Within**
- Outside**

the allowable tolerance.

The test equipments used for calibration are traceable to National Standards via:

- The Government of The Hong Kong Special Administrative Region Standard & Calibration Laboratory

**Date of receipt:** 10 November 2023

**Date of calibration:** 17 November 2023

**Date of NEXT calibration:** 16 November 2024

**Calibrated by:** \_\_\_\_\_  
*Calibration Technician*

**Certified by:** \_\_\_\_\_  
*Mr. Ng Yan Wa*  
**Laboratory Manager**

**Date of issue:** 17 November 2023



Certificate No.: APJ23-090-CC004

**1. Calibration Precautions:**

- The unit-under-test (UUT) was allowed to stabilize in the laboratory for over 24 hours, and switched on to warm up for over 10 minutes before the commencement of the test.
- The results presented are the mean of 3 measurements at each calibration point.

**2. Calibration Specifications:**

Calibration check

**3. Calibration Conditions:**

Air Temperature: 23.4 °C  
Air Pressure: 1004 hPa  
Relative Humidity: 24.4 %

**4. Calibration Equipment:**

Test Equipment	Type	Serial No.	Calibration Report Number	Traceable to
Multifunction Calibrator	B&K 4226	2288467	AV220061	HOKLAS
Sound Level Meter	RION NA-28	30721812	AV230128	HOKLAS

**5. Calibration Results**

## 5.1 Sound Pressure Level

Nominal value dB	Accept lower level dB	Accept upper level dB	Measured value dB
94.0	93.6	94.4	94.1

Note:

The values given in this certification only related to the values measured at the time of the calibration.



# Certificate of Calibration

for

**Description:** *Sound Level Calibrator*  
**Manufacturer:** *RION*  
**Type No.:** *NC-75*  
**Serial No.:** *35124528*

**Submitted by:**

**Customer:** *Acuity Sustainability Consulting Limited*  
**Address:** *Unit E, 12/F, Ford Glory Plaza,  
Nos. 37-39 Wing Hong Street,  
Cheung Sha Wan, Kowloon,  
Hong Kong*

Upon receipt for calibration, the instrument was found to be:

- Within
- Outside

the allowable tolerance.

The test equipments used for calibration are traceable to National Standards via:

- The Government of The Hong Kong Special Administrative Region Standard & Calibration Laboratory

**Date of receipt:** 21 December 2023

**Date of calibration:** 22 December 2023


**Date of NEXT calibration:** 21 December 2024

**Calibrated by:** \_\_\_\_\_  
*Calibration Technician*

**Certified by:** \_\_\_\_\_  
*Mr. Ng Yan Wa  
Laboratory Manager*

**Date of issue:** 22 December 2023

Certificate No.: APJ23-091-CC002



**1. Calibration Precautions:**

- The unit-under-test (UUT) was allowed to stabilize in the laboratory for over 24 hours, and switched on to warm up for over 10 minutes before the commencement of the test.
- The results presented are the mean of 3 measurements at each calibration point.

**2. Calibration Specifications:**

Calibration check

**3. Calibration Conditions:**

Air Temperature: 21.5 °C  
Air Pressure: 1006 hPa  
Relative Humidity: 24.6 %

**4. Calibration Equipment:**

Test Equipment	Type	Serial No.	Calibration Report Number	Traceable to
Multifunction Calibrator	B&K 4226	2288467	AV220061	HOKLAS
Sound Level Meter	RION NA-28	30721812	AV230128	HOKLAS


**5. Calibration Results**

## 5.1 Sound Pressure Level

Nominal value dB	Accept lower level dB	Accept upper level dB	Measured value dB
94.0	93.6	94.4	94.0

Note:

The values given in this certification only related to the values measured at the time of the calibration.



# Certificate of Calibration

for

**Description:** *Sound Level Calibrator*  
**Manufacturer:** *RION*  
**Type No.:** *NC-75*  
**Serial No.:** *35124529*

### Submitted by:

**Customer:** *Acuity Sustainability Consulting Limited*  
**Address:** *Unit E, 12/F, Ford Glory Plaza,  
 Nos. 37-39 Wing Hong Street,  
 Cheung Sha Wan, Kowloon,  
 Hong Kong*


Upon receipt for calibration, the instrument was found to be:


- Within**
- Outside**

the allowable tolerance.

The test equipments used for calibration are traceable to National Standards via:  
 - The Government of The Hong Kong Special Administrative Region Standard & Calibration Laboratory

**Date of receipt:** 19 October 2023  
**Date of calibration:** 27 October 2023  
**Date of NEXT calibration:** 26 October 2024

**Calibrated by:**   
*Calibration Technician*

**Certified by:**   
**Mr. Ng Yan Wa**  
*Laboratory Manager*

**Date of issue:** 27 October 2023



Certificate No.: APJ23-090-CC003

**1. Calibration Precautions:**

- The unit-under-test (UUT) was allowed to stabilize in the laboratory for over 24 hours, and switched on to warm up for over 10 minutes before the commencement of the test.
- The results presented are the mean of 3 measurements at each calibration point.

**2. Calibration Specifications:**

Calibration check

**3. Calibration Conditions:**

Air Temperature: 24.4 °C  
Air Pressure: 1013 hPa  
Relative Humidity: 64.5 %

**4. Calibration Equipment:**

Test Equipment	Type	Serial No.	Calibration Report Number	Traceable to
Multifunction Calibrator	B&K 4226	2288467	AV220061	HOKLAS
Sound Level Meter	RION NA-28	30721812	AV220120	HOKLAS

**5. Calibration Results**

## 5.1 Sound Pressure Level

Nominal value dB	Accept lower level dB	Accept upper level dB	Measured value dB
94.0	93.6	94.4	94.0

Note:

The values given in this certification only related to the values measured at the time of the calibration.

# Certificate of Calibration

for

**Description:** *Sound Level Meter*  
**Manufacturer:** *NTi Audio*  
**Type No.:** *XL2 (Serial No.: A2A-09696-E0)*  
**Microphone:** *ACO 7052 (Serial No.:73780)*  
**Preamplifier:** *NTi Audio MA220 (Serial No.:6282)*

**Submitted by:**

**Customer:** *Aurecon Hong Kong Limited*  
**Address:** *Unit 1608, 16/F, Tower B,  
Manulife Financial Centre,  
223-231 Wai Yip Street, Kwun Tong,  
Kowloon, Hong Kong.*

Upon receipt for calibration, the instrument was found to be:

- Within (31.5Hz – 8kHz)**  
 **Outside**  
**the allowable tolerance.**

The test equipment used for calibration are traceable to National Standards via:

- The Government of The Hong Kong Special Administrative Region Standard & Calibration Laboratory

**Date of receipt: 28 February 2024**

**Date of calibration: 02 March 2024**

**Date of NEXT calibration: 01 March 2025**

**Calibrated by:**   
*Calibration Technician*

**Certified by:**   
*Mr. Ng Yan Wa*  
*Laboratory Manager*

**Date of issue: 02 March 2024**

**Certificate No.:** APJ23-146-CC003



Page 1 of 4



### 1. Calibration Precaution:

- The unit-under-test (UUT) was allowed to stabilize in the laboratory for over 24 hours, and switched on to warm up for over 10 minutes before the commencement of the test.
- The results presented are the mean of 3 measurements at each calibration point.

### 2. Calibration Conditions:

Air Temperature: 22.9 °C  
 Air Pressure: 1005 hPa  
 Relative Humidity: 61.2 %

### 3. Calibration Equipment:

	Type	Serial No.	Calibration Report Number	Traceable to
Multifunction Calibrator	B&K 4226	2288467	AV220061	HOKLAS

### 4. Calibration Results

Sound Pressure Level

Reference Sound Pressure Level

Setting of Unit-under-test (UUT)				Applied value		UUT Reading, dB	IEC 61672 Class 1 Specification, dB
Range, dB	Freq. Weighting	Time Weighting	Level, dB	Frequency, Hz			
30-130	dBA SPL	Fast	94	1000	94.1	±0.4	

Linearity

Setting of Unit-under-test (UUT)				Applied value		UUT Reading, dB	IEC 61672 Class 1 Specification, dB
Range, dB	Freq. Weighting	Time Weighting	Level, dB	Frequency, Hz			
30-130	dBA SPL	Fast	94	1000	94.1	Ref	
			104		104.1	±0.3	
			114		114.1	±0.3	

Time Weighting

Setting of Unit-under-test (UUT)				Applied value		UUT Reading, dB	IEC 61672 Class 1 Specification, dB
Range, dB	Freq. Weighting	Time Weighting	Level, dB	Frequency, Hz			
30-130	dBA SPL	Fast	94	1000	94.1	Ref	
		Slow			94.1	±0.3	

Certificate No.: APJ23-146-CC003



Page 2 of 4

## Frequency Response

## Linear Response

Setting of Unit-under-test (UUT)			Applied value		UUT Reading, dB	IEC 61672 Class 1 Specification, dB	
Range, dB	Freq. Weighting	Time Weighting	Level, dB	Frequency, Hz			
30-130	dB	SPL	Fast	94	31.5	94.0	±2.0
					63	94.1	±1.5
					125	94.1	±1.5
					250	94.1	±1.4
					500	94.1	±1.4
					1000	94.1	Ref
					2000	94.4	±1.6
					4000	95.2	±1.6
				8000	94.5	+2.1; -3.1	

## A-weighting

Setting of Unit-under-test (UUT)			Applied value		UUT Reading, dB	IEC 61672 Class 1 Specification, dB	
Range, dB	Freq. Weighting	Time Weighting	Level, dB	Frequency, Hz			
30-130	dBA	SPL	Fast	94	31.5	54.6	-39.4±2.0
					63	67.9	-26.2±1.5
					125	78.0	-16.1±1.5
					250	85.4	-8.6±1.4
					500	90.9	-3.2±1.4
					1000	94.1	Ref
					2000	95.6	+1.2±1.6
					4000	96.2	+1.0±1.6
				8000	93.4	-1.1+2.1; -3.1	

## C-weighting

Setting of Unit-under-test (UUT)			Applied value		UUT Reading, dB	IEC 61672 Class 1 Specification, dB	
Range, dB	Freq. Weighting	Time Weighting	Level, dB	Frequency, Hz			
30-130	dBC	SPL	Fast	94	31.5	91.0	-3.0±2.0
					63	93.3	-0.8±1.5
					125	93.9	-0.2±1.5
					250	94.1	-0.0±1.4
					500	94.2	-0.0±1.4
					1000	94.1	Ref
					2000	94.2	-0.2±1.6
					4000	94.4	-0.8±1.6
				8000	91.5	-3.0+2.1: -3.1	

Certificate No.: APJ23-146-CC003



Page 3 of 4



## 5. Calibration Results Applied

The results apply to the particular unit-under-test only. All calibration points are within manufacture's specification as IEC 61672 Class 1.

Uncertainties of Applied Value:

94 dB	31.5 Hz	± 0.10
	63 Hz	± 0.05
	125 Hz	± 0.05
	250 Hz	± 0.05
	500 Hz	± 0.05
	1000 Hz	± 0.05
	2000 Hz	± 0.05
	4000 Hz	± 0.05
	8000 Hz	± 0.10
104 dB	1000 Hz	± 0.05
114 dB	1000 Hz	± 0.05

The uncertainties are evaluated for a 95% confidence level.

Note:

The values given in this certification only related to the values measured at the time of the calibration and any uncertainties quoted will not allow for the equipment long-term drift, variations with environmental changes, vibration and shock during transportation, overloading, mis-handling, or the capability of any other laboratory to repeat the calibration. (A+A)\*L shall not be liable for any loss or damage resulting from the use of the equipment.

Certificate No.: APJ23-146-CC003



Page 4 of 4

# Certificate of Calibration

for

**Description:** Sound Level Meter  
**Manufacturer:** NTi Audio  
**Type No.:** XL2 (Serial No.: A2A-13548-E0)  
**Microphone:** ACO 7052 (Serial No.:84474)  
**Preamplifier:** NTi Audio MA220 (Serial No.:7989)

## Submitted by:

**Customer:** Aurecon Hong Kong Limited  
**Address:** Unit 1608, 16/F, Tower B,  
Manulife Financial Centre,  
223-231 Wai Yip Street, Kwun Tong,  
Kowloon, Hong Kong.

Upon receipt for calibration, the instrument was found to be:

- Within (31.5Hz – 8kHz)  
 Outside  
the allowable tolerance.

The test equipment used for calibration are traceable to National Standards via:

- The Government of The Hong Kong Special Administrative Region Standard & Calibration Laboratory

**Date of receipt:** 28 February 2024

**Date of calibration:** 02 March 2024

**Date of NEXT calibration:** 01 March 2025

**Calibrated by:**   
Calibration Technician

**Certified by:**   
Mr. Ng Yan Wa  
Laboratory Manager

**Date of issue:** 02 March 2024

**Certificate No.:** APJ23-146-CC004



Page 1 of 4

**1. Calibration Precaution:**

- The unit-under-test (UUT) was allowed to stabilize in the laboratory for over 24 hours, and switched on to warm up for over 10 minutes before the commencement of the test.
- The results presented are the mean of 3 measurements at each calibration point.

**2. Calibration Conditions:**

Air Temperature: 22.4 °C  
 Air Pressure: 1005 hPa  
 Relative Humidity: 59.6 %

**3. Calibration Equipment:**

	Type	Serial No.	Calibration Report Number	Traceable to
Multifunction Calibrator	B&K 4226	2288467	AV220061	HOKLAS

**4. Calibration Results**

Sound Pressure Level

Reference Sound Pressure Level

Setting of Unit-under-test (UUT)			Applied value		UUT Reading, dB	IEC 61672 Class 1 Specification, dB
Range, dB	Freq. Weighting	Time Weighting	Level, dB	Frequency, Hz		
30-130	dBA SPL	Fast	94	1000	94.1	±0.4

Linearity

Setting of Unit-under-test (UUT)			Applied value		UUT Reading, dB	IEC 61672 Class 1 Specification, dB
Range, dB	Freq. Weighting	Time Weighting	Level, dB	Frequency, Hz		
30-130	dBA SPL	Fast	94	1000	94.1	Ref
			104		104.2	±0.3
			114		114.2	±0.3

Time Weighting

Setting of Unit-under-test (UUT)			Applied value		UUT Reading, dB	IEC 61672 Class 1 Specification, dB
Range, dB	Freq. Weighting	Time Weighting	Level, dB	Frequency, Hz		
30-130	dBA SPL	Fast	94	1000	94.1	Ref
		Slow			94.2	±0.3

Certificate No.: APJ23-146-CC004



Page 2 of 4

## Frequency Response

## Linear Response

Setting of Unit-under-test (UUT)			Applied value		UUT Reading, dB	IEC 61672 Class 1 Specification, dB
Range, dB	Freq. Weighting	Time Weighting	Level, dB	Frequency, Hz		
30-130	dB	SPL	Fast	94	31.5	±2.0
					63	±1.5
					125	±1.5
					250	±1.4
					500	±1.4
					1000	Ref
					2000	±1.6
					4000	±1.6
				8000	+2.1; -3.1	

## A-weighting

Setting of Unit-under-test (UUT)			Applied value		UUT Reading, dB	IEC 61672 Class 1 Specification, dB
Range, dB	Freq. Weighting	Time Weighting	Level, dB	Frequency, Hz		
30-130	dBA	SPL	Fast	94	31.5	-39.4±2.0
					63	-26.2±1.5
					125	-16.1±1.5
					250	-8.6±1.4
					500	-3.2±1.4
					1000	Ref
					2000	+1.2±1.6
					4000	+1.0±1.6
				8000	-1.1+2.1; -3.1	

## C-weighting

Setting of Unit-under-test (UUT)			Applied value		UUT Reading, dB	IEC 61672 Class 1 Specification, dB
Range, dB	Freq. Weighting	Time Weighting	Level, dB	Frequency, Hz		
30-130	dBC	SPL	Fast	94	31.5	-3.0±2.0
					63	-0.8±1.5
					125	-0.2±1.5
					250	-0.0±1.4
					500	-0.0±1.4
					1000	Ref
					2000	-0.2±1.6
					4000	-0.8±1.6
				8000	-3.0 +2.1: -3.1	

## 5. Calibration Results Applied

The results apply to the particular unit-under-test only. All calibration points are within manufacture's specification as IEC 61672 Class 1.

Uncertainties of Applied Value:

94 dB	31.5 Hz	± 0.05
	63 Hz	± 0.05
	125 Hz	± 0.05
	250 Hz	± 0.05
	500 Hz	± 0.05
	1000 Hz	± 0.05
	2000 Hz	± 0.05
	4000 Hz	± 0.05
	8000 Hz	± 0.10
104 dB	1000 Hz	± 0.05
114 dB	1000 Hz	± 0.05

The uncertainties are evaluated for a 95% confidence level.

Note:

The values given in this certification only related to the values measured at the time of the calibration and any uncertainties quoted will not allow for the equipment long-term drift, variations with environmental changes, vibration and shock during transportation, overloading, mis-handling, or the capability of any other laboratory to repeat the calibration. (A+A)\*L shall not be liable for any loss or damage resulting from the use of the equipment.

Certificate No.: APJ23-146-CC004



Page 4 of 4



# Certificate of Calibration

for

**Description:** *Sound Level Meter*  
**Manufacturer:** *NTi Audio*  
**Type No.:** *XL2 (Serial No.: A2A-13661-E0)*  
**Microphone:** *ACO 7052 (Serial No.:84464)*  
**Preamplifier:** *NTi Audio MA220 (M2211) (Serial No.:5287)*

**Submitted by:**

**Customer:** *Acuity Sustainability Consulting Limited*  
**Address:** *Unit E, 12/F, Ford Glory Plaza,  
Nos. 37-39 Wing Hong Street,  
Cheung Sha Wan, Kowloon, Hong Kong*

Upon receipt for calibration, the instrument was found to be:

- Within (31.5Hz – 8kHz)
- Outside

the allowable tolerance.

The test equipment used for calibration are traceable to National Standards via:

- The Government of The Hong Kong Special Administrative Region Standard & Calibration Laboratory

**Date of receipt:** 31 August 2023

**Date of calibration:** 04 September 2023

**Date of NEXT calibration:** 03 September 2024

**Calibrated by:** \_\_\_\_\_  
*Calibration Technician*

**Certified by:** \_\_\_\_\_  
*Mr. Ng Yan Wa  
Laboratory Manager*

**Date of issue:** 04 September 2023



**Certificate No.:** APJ23-053-CC002

Page 1 of 4

**1. Calibration Precaution:**

- The unit-under-test (UUT) was allowed to stabilize in the laboratory for over 24 hours, and switched on to warm up for over 10 minutes before the commencement of the test.
- The results presented are the mean of 3 measurements at each calibration point.

**2. Calibration Conditions:**

Air Temperature: 23.6 °C  
 Air Pressure: 1006 hPa  
 Relative Humidity: 62.6 %

**3. Calibration Equipment:**

	Type	Serial No.	Calibration Report Number	Traceable to
Multifunction Calibrator	B&K 4226	2288467	AV220061	HOKLAS

**4. Calibration Results**

Sound Pressure Level

Reference Sound Pressure Level

Setting of Unit-under-test (UUT)			Applied value		UUT Reading, dB	IEC 61672 Class 1 Specification, dB
Range, dB	Freq. Weighting	Time Weighting	Level, dB	Frequency, Hz		
30-130	dBA SPL	Fast	94	1000	94.0	±0.4

Linearity

Setting of Unit-under-test (UUT)			Applied value		UUT Reading, dB	IEC 61672 Class 1 Specification, dB
Range, dB	Freq. Weighting	Time Weighting	Level, dB	Frequency, Hz		
30-130	dBA SPL	Fast	94	1000	94.0	Ref
			104		104.0	±0.3
			114		114.0	±0.3

Time Weighting

Setting of Unit-under-test (UUT)			Applied value		UUT Reading, dB	IEC 61672 Class 1 Specification, dB
Range, dB	Freq. Weighting	Time Weighting	Level, dB	Frequency, Hz		
30-130	dBA SPL	Fast	94	1000	94.0	Ref
		Slow			94.0	±0.3

Frequency Response

Linear Response

Setting of Unit-under-test (UUT)			Applied value		UUT Reading, dB	IEC 61672 Class 1 Specification, dB
Range, dB	Freq. Weighting	Time Weighting	Level, dB	Frequency, Hz		
30-130	dB	SPL	94	31.5	94.1	±2.0
				63	94.1	±1.5
				125	94.1	±1.5
				250	94.1	±1.4
				500	94.1	±1.4
				1000	94.0	Ref
				2000	93.9	±1.6
				4000	93.9	±1.6
			8000	94.7	+2.1; -3.1	

A-weighting

Setting of Unit-under-test (UUT)			Applied value		UUT Reading, dB	IEC 61672 Class 1 Specification, dB
Range, dB	Freq. Weighting	Time Weighting	Level, dB	Frequency, Hz		
30-130	dBA	SPL	94	31.5	54.7	-39.4±2.0
				63	68.2	-26.2±1.5
				125	78.0	-16.1±1.5
				250	85.5	-8.6±1.4
				500	90.8	-3.2±1.4
				1000	94.0	Ref
				2000	95.1	+1.2±1.6
				4000	94.9	+1.0±1.6
			8000	93.5	-1.1±2.1; -3.1	

C-weighting

Setting of Unit-under-test (UUT)			Applied value		UUT Reading, dB	IEC 61672 Class 1 Specification, dB
Range, dB	Freq. Weighting	Time Weighting	Level, dB	Frequency, Hz		
30-130	dBC	SPL	94	31.5	91.2	-3.0±2.0
				63	93.5	-0.8±1.5
				125	94.0	-0.2±1.5
				250	94.1	-0.0±1.4
				500	94.1	-0.0±1.4
				1000	94.0	Ref
				2000	93.7	-0.2±1.6
				4000	93.2	-0.8±1.6
			8000	91.6	-3.0±2.1; -3.1	



### 5. Calibration Results Applied

The results apply to the particular unit-under-test only. All calibration points are within manufacture's specification as IEC 61672 Class 1.

Uncertainties of Applied Value:

94 dB	31.5 Hz	± 0.10
	63 Hz	± 0.10
	125 Hz	± 0.10
	250 Hz	± 0.10
	500 Hz	± 0.05
	1000 Hz	± 0.05
	2000 Hz	± 0.05
	4000 Hz	± 0.10
	8000 Hz	± 0.10
104 dB	1000 Hz	± 0.05
114 dB	1000 Hz	± 0.05

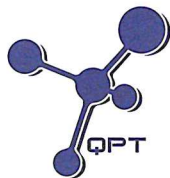
The uncertainties are evaluated for a 95% confidence level.

Note:

The values given in this certification only related to the values measured at the time of the calibration and any uncertainties quoted will not allow for the equipment long-term drift, variations with environmental changes, vibration and shock during transportation, overloading, mis-handling, or the capability of any other laboratory to repeat the calibration. (A+A)\*L shall not be liable for any loss or damage resulting from the use of the equipment.



# Water Quality Monitoring Equipment



專業化驗有限公司  
QUALITY PRO TEST-CONSULT LIMITED

Unit 10, 5/F, Wah Wai Centre, 38-40 Au Pui Wan St., Fotan, Hong Kong  
Email: info@qualityprotest.com; Website: www.qualityprotest.com  
Tel: (852) 3956 8717; Fax: (852) 3956 3928

## REPORT OF EQUIPMENT PERFORMANCE CHECK/ CALIBRATION

Test Report No. : R-BD030022  
Date of Issue : 05 March 2024  
Page No. : 1 of 2

### PART A - CUSTOMER INFORMATION

Acuity Sustainability Consulting Limited  
Unit E, 12/F, Ford Glory Plaza 37-39 Wing Hong Street, Cheung Sha Wan, Kowloon, Hong Kong

### PART B - SAMPLE INFORMATION

Name of Equipment : YSI ProDSS Multi Parameters  
Manufacturer : YSI  
Serial Number : 22D100436  
Date of Received : 28 February 2024  
Date of Calibration : 28 February 2024  
Date of Next Calibration : 28 May 2024  
Request No. : D-BD030022

### PART C - REFERENCE METHODS/ DOCUMENTS FOR THE CALIBRATION

Test Parameter	Reference Method
pH value	APHA 21e 4500-H <sup>+</sup> B
Temperature	Section 6 of international Accreditation New Zealand Technical Guide no. 3 Second edition March 2008: Working Thermometer Calibration Procedure
Salinity	APHA 21e 2520 B
Dissolved oxygen	APHA 23e 4500-O G (Membrane Electrode Method)
Turbidity	APHA 21e 2130 B (Nephelometric Method)

### PART D - CALIBRATION RESULT

#### (1) pH value

Target (pH unit)	Display Reading (pH unit)	Tolerance	Result
4.00	4.18	0.18	Satisfactory
7.42	7.35	-0.07	Satisfactory
10.01	9.95	-0.06	Satisfactory

Tolerance of pH value should be less than  $\pm 0.2$  (pH unit)

#### (2) Temperature

Reading of Ref. thermometer (°C)	Display Reading (°C)	Tolerance	Result
18.0	17.1	-0.9	Satisfactory
27.5	26.7	-0.8	Satisfactory
35.5	35.6	0.1	Satisfactory

Tolerance of Temperature should be less than  $\pm 2.0$  (°C)


#### (3) Salinity

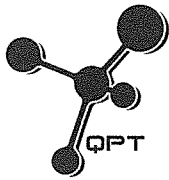
Expected Reading (g/L)	Display Reading (g/L)	Tolerance (%)	Result
10	9.34	-6.60	Satisfactory
20	18.93	-5.35	Satisfactory
30	29.35	-2.17	Satisfactory

Tolerance of Salinity should be less than  $\pm 10.0$  (%)

--- CONTINUED ON NEXT PAGE ---

AUTHORIZED  
SIGNATORY:

  
LEE Chun-ning  
Assistant Manager



## REPORT OF EQUIPMENT PERFORMANCE CHECK/ CALIBRATION

Test Report No. : R-BD030022  
Date of Issue : 05 March 2024  
Page No. : 2 of 2

### (4) Dissolved oxygen

Expected Reading ( mg/L )	Display Reading ( mg/L )	Tolerance	Result
7.51	7.78	0.27	Satisfactory
3.81	3.42	-0.39	Satisfactory
2.28	1.80	-0.48	Satisfactory
0.61	0.18	-0.43	Satisfactory

Tolerance of Dissolved oxygen should be less than  $\pm 0.5$  ( mg/L )

### (5) Turbidity

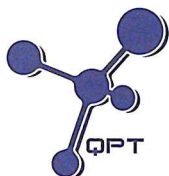
Expected Reading ( NTU )	Display Reading ( NTU )	Tolerance ( % )	Result
0	1.33	--	Satisfactory
10	10.04	0.4	Satisfactory
20	19.25	-3.8	Satisfactory
100	105.75	5.8	Satisfactory
800	787.30	-1.6	Satisfactory

Tolerance of Turbidity should be less than  $\pm 10.0$  ( % )

### Remark(s)

- The "Date of Next Calibration" is recommended according to best practice principals as practiced by QPT or quoted form relevant international standards.
- The results relate only to the calibrated equipment as received
- The performance of the equipment stated in this report is checked with independent reference material and results compared against a calibrated secondary source.
- "Displayed Reading" denotes the figure shown on item under calibration/ checking regardless of equipment precision or significant figures.
- The "Tolerance Limit" mentioned is the acceptance criteria applicable for similar equipment used by Quality Pro Test-Consult Ltd. or quoted form relevant international standards.

--- END OF REPORT ---



專業化驗有限公司

QUALITY PRO TEST-CONSULT LIMITED

Unit 10, 5/F, Wah Wai Centre, 38-40 Au Pui Wan St., Fotan, Hong Kong

Email: info@qualityprotest.com; Website: www.qualityprotest.com

Tel: (852) 3956 8717; Fax: (852) 3956 3928

## REPORT OF EQUIPMENT PERFORMANCE CHECK/ CALIBRATION

Test Report No. : R-BD040041

Date of Issue : 16 April 2024

Page No. : 1 of 2

### PART A - CUSTOMER INFORMATION

Acuity Sustainability Consulting Limited

Unit E, 12/F, Ford Glory Plaza 37-39 Wing Hong Street, Cheung Sha Wan, Kowloon, Hong Kong

### PART B - SAMPLE INFORMATION

Name of Equipment : YSI ProDSS (Multi-Parameters)

Manufacturer : YSI (a xylem brand)

Serial Number : 22C106561

Date of Received : 10 April 2024

Date of Calibration : 16 April 2024

Date of Next Calibration : 15 July 2024

Request No. : D-BD040041

### PART C - REFERENCE METHODS/ DOCUMENTS FOR THE CALIBRATION

#### Test Parameter

#### Reference Method

pH value

APHA 21e 4500-H<sup>+</sup> B

Temperature

Section 6 of international Accreditation New Zealand Technical Guide no. 3 Second edition March 2008: Working Thermometer Calibration Procedure

Salinity

APHA 21e 2520 B

Dissolved oxygen

APHA 23e 4500-O G (Membrane Electrode Method)

Turbidity

APHA 21e 2130 B (Nephelometric Method)

### PART D - CALIBRATION RESULT

#### (1) pH value

Target ( pH unit )	Display Reading ( pH unit )	Tolerance	Result
4.00	4.14	0.14	Satisfactory
7.42	7.56	0.14	Satisfactory
10.01	10.09	0.08	Satisfactory

Tolerance of pH value should be less than  $\pm 0.2$  ( pH unit )

#### (2) Temperature

Reading of Ref. thermometer ( °C )	Display Reading ( °C )	Tolerance	Result
11.0	11.1	0.1	Satisfactory
26.0	25.1	-0.9	Satisfactory
40.0	38.7	-1.3	Satisfactory

Tolerance of Temperature should be less than  $\pm 2.0$  ( °C )

#### (3) Salinity

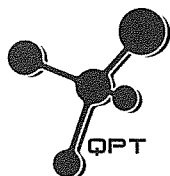
Expected Reading ( g/L )	Display Reading ( g/L )	Tolerance ( % )	Result
10	9.68	-3.20	Satisfactory
20	19.27	-3.65	Satisfactory
30	28.85	-3.83	Satisfactory

Tolerance of Salinity should be less than  $\pm 10.0$  ( % )

--- CONTINUED ON NEXT PAGE ---

AUTHORIZED  
SIGNATORY:

  
LEE Chun-ning  
Assistant Manager



專業化驗有限公司

QUALITY PRO TEST-CONSULT LIMITED

Unit 10, 5/F, Wah Wai Centre, 38-40 Au Pui Wan St., Fotan, Hong Kong

Email: info@qualityprotest.com; Website: www.qualityprotest.com

Tel: (852) 3956 8717; Fax: (852) 3956 3928

## REPORT OF EQUIPMENT PERFORMANCE CHECK/ CALIBRATION

Test Report No. : R-BD040041

Date of Issue : 16 April 2024

Page No. : 2 of 2

### (4) Dissolved oxygen

Expected Reading ( mg/L )	Display Reading ( mg/L )	Tolerance	Result
8.14	8.59	0.45	Satisfactory
5.35	5.12	-0.23	Satisfactory
2.92	2.72	-0.20	Satisfactory
0.32	0.26	-0.06	Satisfactory

Tolerance of Dissolved oxygen should be less than  $\pm 0.5$  ( mg/L )

### (5) Turbidity

Expected Reading ( NTU )	Display Reading ( NTU )	Tolerance ( % )	Result
0	0.88	--	Satisfactory
10	9.62	-3.8	Satisfactory
20	18.76	-6.2	Satisfactory
100	98.45	-1.6	Satisfactory
800	770.86	-3.6	Satisfactory

Tolerance of Turbidity should be less than  $\pm 10.0$  ( % )

### Remark(s)

- The "Date of Next Calibration" is recommended according to best practice principals as practiced by QPT or quoted form relevant international standards.
- The results relate only to the calibrated equipment as received
- The performance of the equipment stated in this report is checked with independent reference material and results compared against a calibrated secondary source.
- "Displayed Reading" denotes the figure shown on item under calibration/ checking regardless of equipment precision or significant figures.
- The "Tolerance Limit" mentioned is the acceptance criteria applicable for similar equipment used by Quality Pro Test-Consult Ltd. or quoted form relevant international standards.

--- END OF REPORT ---