

Air Quality Monitoring Equipment

Date: January 23th, 2023

CALIBRATION CERTIFICATE

Equipment Name : Digital Dust Indicator, Model LD-5R
Code No. : 080000-73
Quantity : 1 unit
Serial No. : 2Y6548
Sensitivity : 0.001 mg/m³
Sensitivity Adjustment : 545 CPM
Scale Setting : November 15th, 2022.

We hereby certify that the above mentioned instrument has been calibrated satisfactory.

Sincerely

(Signature)

Tong Zhang

Tong Zhang
Overseas & New Business Group
Overseas Sales Department



Sibata LD-5R K-Factor Verification Test by Total Suspended Particulates HVS Test Report

Information of Calibrated Equipment

Verification Test Date:	8-Apr-23	to	9-Apr-23	Next Verification Test Date:	8-Apr-24
Unit-under-Test- Model No.:	Sibata LD-5R				
Unit-under-Test Serial No.:	2Y6548				
Our Report Reference No.:	RPT-23-HVS-0045				
Calibration Location:	Emax				

Standard Equipment Information

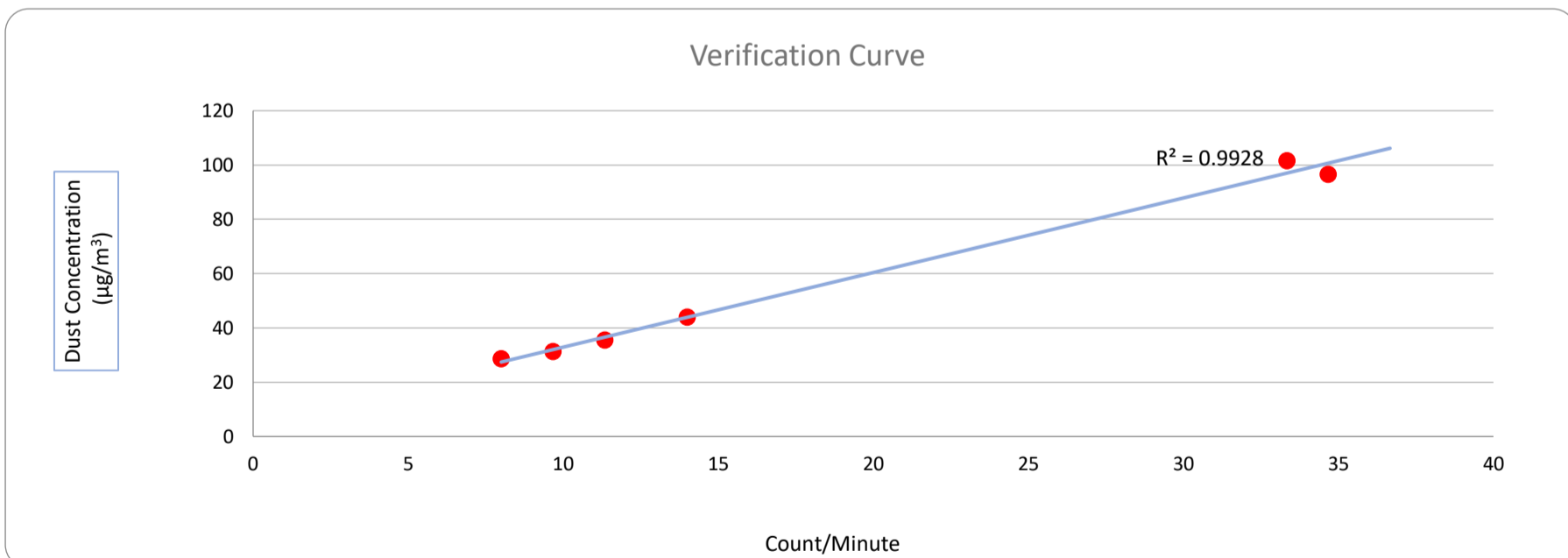
Verification Equipment Type:	Tisch TSP HVS	Tisch HVS Calibrator
Standard Equipment Model No.:	TE-5170X	TE-5028A
Equipment serial no.:	1049	3702
Last Calibration Date:	8-Apr-23	31-Mar-23
Next Calibration Date:	7-Jun-23	30-Mar-24

Equipment Verification Result

Verification Test No.	Date	Duration			Results from Calibrated Equipment		Results from Standard Equipment
		Start-time	End-time	Elapsed Time (in min)	Total Counts	Counts/ Minute x-axis	Dust Concentration ($\mu\text{g}/\text{m}^3$) y-axis
1	8/4/2023	7339.85	7342.85	180.00	2520	14	44
2	8/4/2023	7342.85	7345.85	180.00	2040	11	36
3	8/4/2023	7345.85	7348.85	180.00	6240	35	97
4	9/4/2023	7349.74	7352.74	180.00	1440	8	29
5	9/4/2023	7352.76	7355.76	180.00	1740	10	31
6	9/4/2023	7355.77	7358.77	180.00	6000	33	102

Linear Regression of y on x

Slope, K factor:	2.7466	Intercept:	5.4440	*Correlation Coefficient,R:	0.9964
Verification Test Result: <u>Strong Correlation, Results were accepted.</u>			* If the Correlation Coefficient, R is <0.5. Checking and Re-verification are required.		



Operated By: Andy Li
Project Technician, Environmental

Date: 10-04-2023

Checked By: Tandy Tse
Senior Consultant, Environmental

Date: 10-04-2023

Date: January 23th, 2023

CALIBRATION CERTIFICATE

Equipment Name : Digital Dust Indicator, Model LD-5R
Code No. : 080000-73
Quantity : 1 unit
Serial No. : 2Y6549
Sensitivity : 0.001 mg/m³
Sensitivity Adjustment : 549 CPM
Scale Setting : November 15th, 2022.

We hereby certify that the above mentioned instrument has been calibrated satisfactory.

Sincerely

(Signature)

Tong Zhang

Tong Zhang
Overseas & New Business Group
Overseas Sales Department



Sibata LD-5R K-Factor Verification Test by Total Suspended Particulates HVS Test Report

Information of Calibrated Equipment

Verification Test Date:	8-Apr-23	to	9-Apr-23	Next Verification Test Date:	8-Apr-24
Unit-under-Test- Model No.:	Sibata LD-5R				
Unit-under-Test Serial No.:	2Y6549				
Our Report Reference No.:	RPT-23-HVS-0046				
Calibration Location:	Emax				

Standard Equipment Information

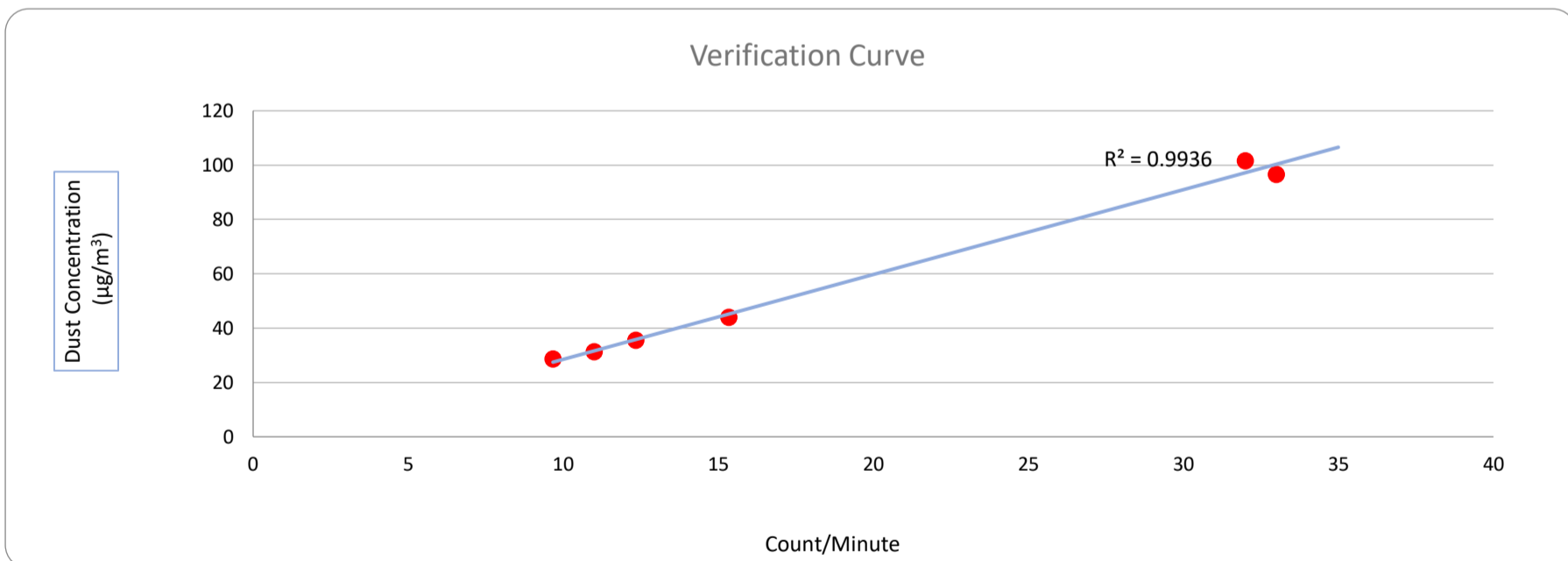
Verification Equipment Type:	Tisch TSP HVS	Tisch HVS Calibrator
Standard Equipment Model No.:	TE-5170X	TE-5028A
Equipment serial no.:	1049	3702
Last Calibration Date:	8-Apr-23	31-Mar-23
Next Calibration Date:	7-Jun-23	30-Mar-24

Equipment Verification Result

Verification Test No.	Date	Duration			Results from Calibrated Equipment		Results from Standard Equipment
		Start-time	End-time	Elapsed Time (in min)	Total Counts	Counts/ Minute x-axis	Dust Concentration ($\mu\text{g}/\text{m}^3$) y-axis
1	8/4/2023	7339.85	7342.85	180.00	2760	15	44
2	8/4/2023	7342.85	7345.85	180.00	2220	12	36
3	8/4/2023	7345.85	7348.85	180.00	5940	33	97
4	9/4/2023	7349.74	7352.74	180.00	1740	10	29
5	9/4/2023	7352.76	7355.76	180.00	1980	11	31
6	9/4/2023	7355.77	7358.77	180.00	5760	32	102

Linear Regression of y on x

Slope, K factor:	3.1227	Intercept:	-2.7291	*Correlation Coefficient,R:	0.9968
Verification Test Result: <u>Strong Correlation, Results were accepted.</u>				* If the Correlation Coefficient, R is <0.5. Checking and Re-verification are required.	



Operated By: Andy Li
Project Technician, Environmental

Date: 10-04-2023

Checked By: Tandy Tse
Senior Consultant, Environmental

Date: 10-04-2023

Noise Quality Monitoring Equipment



Certificate of Calibration

for

Description: *Sound Level Calibrator*
Manufacturer: *RION*
Type No.: *NC-74*
Serial No.: *34615222*

Submitted by:

Customer: *Acuity Sustainability Consulting Limited*
Address: *Unit E, 12/F, Ford Glory Plaza,
Nos. 37-39 Wing Hong Street,
Cheung Sha Wan, Kowloon,
Hong Kong*

Upon receipt for calibration, the instrument was found to be:

- Within**
 Outside

the allowable tolerance.

The test equipments used for calibration are traceable to National Standards via:


- The Government of The Hong Kong Special Administrative Region Standard & Calibration Laboratory

Date of receipt: 16 March 2023

Date of calibration: 21 March 2023

Date of NEXT calibration: 20 March 2024

Calibrated by: 
Calibration Technician

Certified by: 
Mr. Ng Yan Wa
Laboratory Manager

Date of issue: 21 March 2023

Certificate No.: APJ22-157-CC004



1. Calibration Precautions:

- The unit-under-test (UUT) was allowed to stabilize in the laboratory for over 24 hours, and switched on to warm up for over 10 minutes before the commencement of the test.
- The results presented are the mean of 3 measurements at each calibration point.

2. Calibration Specifications:

Calibration check

3. Calibration Conditions:

Air Temperature: 22.1 °C
Air Pressure: 1006 hPa
Relative Humidity: 61.7 %

4. Calibration Equipment:

Test Equipment	Type	Serial No.	Calibration Report Number	Traceable to
Multifunction Calibrator	B&K 4226	2288467	AV220061	HOKLAS
Sound Level Meter	RION NA-28	30721812	AV220120	HOKLAS

5. Calibration Results

5.1 Sound Pressure Level

Nominal value dB	Accept lower level dB	Accept upper level dB	Measured value dB
94.0	93.6	94.4	93.9

Note:

The values given in this certification only related to the values measured at the time of the calibration.



Cal Lab Limited 校正實驗室有限公司

Room 2103, Technology Plaza, 29-35 Sha Tsui Road,
Tsuen Wan, NT, Hong Kong

Tel: +852 25680106 Email: info@callab.com.hk

Fax: +852 30116194 Website: www.callab.com.hk



Calibration Certificate No.: CC0292304

Customer Information

Customer: Acuity Sustainability Consulting Limited

Address: Unit E, 12/F, Ford Glory Plaza, Nos. 37-39 Wing Hong Street, Cheung Sha Wan, Kowloon, Hong Kong

Equipment Identification

Equipment Description	Manufacturer	Model No.	Serial No.	Assigned equipment No.
Air Velocity Monitor	RS PRO	RS-90	210722153	ASCL-EQ-110

Certificate Information

Date of Receipt: 24 April 2023

Date of Calibration: 5 May 2023

Due Date of Calibration: N/A

Calibration Procedure: SOP-112

Calibration Condition: 23.3°C, 57%RH, 1002hPa

Adjustment: N/A

Appearance: Good

Remark: N/A

Reference Equipment Identification

Equipment Description	Model	Serial No.	Expiration Date
Hot Wire Anemometer	9535	T95351316004	11 August 2024

Result of Calibration

Air flow rate

Reference reading (m/s)	Measured reading (m/s)	Error (%)	Uncertainty (%FS)	Technical Requirement (m/s)	Technical Reference Doc.
1.02	1.03	1.0	3.6	± 0.33	Mfr's Spec.
2.99	2.97	-0.7	3.6	± 0.39	Mfr's Spec.
5.03	4.92	-2.2	3.6	± 0.45	Mfr's Spec.
6.98	6.86	-1.7	3.6	± 0.51	Mfr's Spec.
9.97	9.76	-2.1	3.6	± 0.60	Mfr's Spec.

CT-AFR-01

Note1: The estimated expanded uncertainties have been calculated in "Evaluation and expression of uncertainty in measurement" and give an internal estimated to have a level of confidence of 95%. A coverage factor of 2 is assumed unless explicitly stated.

Note2: The standard (s) and instrument used in the calibration are traceable to national or international recognized standard and are calibrated on a schedule to maintain the accuracy and good condition.

Note3: The result reported in this certificate refer to the condition of the instrument on the date of calibration and carry no implication regarding the long term stability of the instrument.

Note4: The result shows in this calibration certificate relate only to the item calibrated, and the result only applies to the calibration item as received.

Calibrated By:

Wing Cheng

Checked and Approved By:

Warren Yeung

Company Chop:



Certificate Issue Date: 5 May 2023

*** End of Certificate ***

CT-BEG-03

1. The certificate shall not be reproduced except in full, without written approval of Cal Lab Calibration

CC0292304

2. The certificate is issued subject to the latest Terms and Conditions, available at our web site

Page 1 of 1

Certificate of Calibration

for

Description: *Sound Level Calibrator*
Manufacturer: *SVANTEK*
Type No.: *SV33B*
Serial No.: *83042*

Submitted by:

Customer: *Acuity Sustainability Consulting Limited*
Address: *Unit E, 12/F, Ford Glory Plaza,
Nos. 37-39 Wing Hong Street,
Cheung Sha Wan, Kowloon,
Hong Kong*

Upon receipt for calibration, the instrument was found to be:

- Within**
 Outside

the allowable tolerance.


The test equipments used for calibration are traceable to National Standards via:


- The Government of The Hong Kong Special Administrative Region Standard & Calibration Laboratory

Date of receipt: 2 May 2023

Date of calibration: 9 May 2023

Date of NEXT calibration: 8 May 2024

Calibrated by: 
Calibration Technician

Certified by: 
Mr. Ng Yan Wa
Laboratory Manager

Date of issue: 9 May 2023

Certificate No.: APJ22-157-CC005



Page 1 of 2

1. Calibration Precautions:

- The unit-under-test (UUT) was allowed to stabilize in the laboratory for over 24 hours, and switched on to warm up for over 10 minutes before the commencement of the test.
- The results presented are the mean of 3 measurements at each calibration point.

2. Calibration Specifications:

Calibration check

3. Calibration Conditions:

Air Temperature: 22.4 °C
Air Pressure: 1006 hPa
Relative Humidity: 60.9 %

4. Calibration Equipment:

Test Equipment	Type	Serial No.	Calibration Report Number	Traceable to
Multifunction Calibrator	B&K 4226	2288467	AV220061	HOKLAS
Sound Level Meter	RION NA-28	30721812	AV220120	HOKLAS

5. Calibration Results

5.1 Sound Pressure Level

Nominal value dB	Accept lower level dB	Accept upper level dB	Measured value dB
114.0	113.6	114.4	114.2

Note:

The values given in this certification only related to the values measured at the time of the calibration.



Certificate of Calibration

for

Description: Sound Level Meter
Manufacturer: NTi Audio
Type No.: XL2 (Serial No.: A2A-09696-E0)
Microphone: ACO 7052 (Serial No.:68914)
Preamplifier: NTi Audio MA220 (Serial No.:10390)

Submitted by:

Customer: Acuity Sustainability Consulting Limited
Address: Unit E, 12/F, Ford Glory Plaza,
Nos. 37-39 Wing Hong Street,
Cheung Sha Wan, Kowloon, Hong Kong

Upon receipt for calibration, the instrument was found to be:

- Within (31.5Hz – 4kHz)
 Outside

the allowable tolerance.

The test equipment used for calibration are traceable to National Standards via:

- The Government of The Hong Kong Special Administrative Region Standard & Calibration Laboratory

Date of receipt: 30 March 2023

Date of calibration: 04 April 2023

Date of NEXT calibration: 03 April 2024

Calibrated by: _____
Calibration Technician

Certified by: _____
Mr. Ng Yan Wa
Laboratory Manager

Date of issue: 04 April 2023

Certificate No.: APJ22-164-CC002



Page 1 of 4



1. Calibration Precaution:

- The unit-under-test (UUT) was allowed to stabilize in the laboratory for over 24 hours, and switched on to warm up for over 10 minutes before the commencement of the test.
- The results presented are the mean of 3 measurements at each calibration point.

2. Calibration Conditions:

Air Temperature: 21.5 °C
 Air Pressure: 1005 hPa
 Relative Humidity: 71.4 %

3. Calibration Equipment:

	Type	Serial No.	Calibration Report Number	Traceable to
Multifunction Calibrator	B&K 4226	2288467	AV220061	HOKLAS

4. Calibration Results

Sound Pressure Level

Reference Sound Pressure Level

Setting of Unit-under-test (UUT)				Applied value		UUT Reading, dB	IEC 61672 Class 1 Specification, dB
Range, dB	Freq. Weighting		Time Weighting	Level, dB	Frequency, Hz		
30-130	dBA	SPL	Fast	94	1000	94.1	±0.4

Linearity

Setting of Unit-under-test (UUT)				Applied value		UUT Reading, dB	IEC 61672 Class 1 Specification, dB
Range, dB	Freq. Weighting		Time Weighting	Level, dB	Frequency, Hz		
30-130	dBA	SPL	Fast	94	1000	94.1	Ref
				104		104.1	±0.3
				114		114.1	±0.3

Time Weighting

Setting of Unit-under-test (UUT)				Applied value		UUT Reading, dB	IEC 61672 Class 1 Specification, dB
Range, dB	Freq. Weighting		Time Weighting	Level, dB	Frequency, Hz		
30-130	dBA	SPL	Fast	94	1000	94.1	Ref
			Slow			94.1	±0.3

Certificate No.: APJ22-164-CC002



Page 2 of 4

Frequency Response

Linear Response

Setting of Unit-under-test (UUT)			Applied value		UUT Reading, dB	IEC 61672 Class 1 Specification, dB	
Range, dB	Freq. Weighting	Time Weighting	Level, dB	Frequency, Hz			
30-130	dB	SPL	Fast	94	31.5	94.3	±2.0
					63	94.3	±1.5
					125	94.3	±1.5
					250	94.2	±1.4
					500	94.2	±1.4
					1000	94.1	Ref
					2000	93.8	±1.6
					4000	93.1	±1.6

A-weighting

Setting of Unit-under-test (UUT)			Applied value		UUT Reading, dB	IEC 61672 Class 1 Specification, dB	
Range, dB	Freq. Weighting	Time Weighting	Level, dB	Frequency, Hz			
30-130	dBA	SPL	Fast	94	31.5	55.0	-39.4±2.0
					63	68.2	-26.2±1.5
					125	78.2	-16.1±1.5
					250	85.6	-8.6±1.4
					500	91.0	-3.2±1.4
					1000	94.1	Ref
					2000	95.0	+1.2±1.6
					4000	94.1	+1.0±1.6

C-weighting

Setting of Unit-under-test (UUT)			Applied value		UUT Reading, dB	IEC 61672 Class 1 Specification, dB	
Range, dB	Freq. Weighting	Time Weighting	Level, dB	Frequency, Hz			
30-130	dBC	SPL	Fast	94	31.5	91.3	-3.0±2.0
					63	93.5	-0.8±1.5
					125	94.1	-0.2±1.5
					250	94.2	-0.0±1.4
					500	94.2	-0.0±1.4
					1000	94.1	Ref
					2000	93.6	-0.2±1.6
					4000	92.3	-0.8±1.6



Certificate No.: APJ22-164-CC002

Page 3 of 4

5. Calibration Results Applied

The results apply to the particular unit-under-test only. All calibration points are within manufacture's specification as IEC 61672 Class 1.

Uncertainties of Applied Value:

94 dB	31.5 Hz	± 0.15
	63 Hz	± 0.10
	125 Hz	± 0.05
	250 Hz	± 0.05
	500 Hz	± 0.05
	1000 Hz	± 0.05
	2000 Hz	± 0.05
	4000 Hz	± 0.05
104 dB	1000 Hz	± 0.05
114 dB	1000 Hz	± 0.05

The uncertainties are evaluated for a 95% confidence level.

Note:

The values given in this certification only related to the values measured at the time of the calibration and any uncertainties quoted will not allow for the equipment long-term drift, variations with environmental changes, vibration and shock during transportation, overloading, mis-handling, or the capability of any other laboratory to repeat the calibration. (A+A)*L shall not be liable for any loss or damage resulting from the use of the equipment.

Certificate of Calibration

for

Description: *Sound Level Meter*
Manufacturer: *NTi Audio*
Type No.: *XL2 (Serial No.: A2A-17638-E0)*
Microphone: *ACO 7052 (Serial No.:84413)*
Preamplifier: *NTi Audio M2211 MA220 (Serial No.:7014)*

Submitted by:

Customer: *Acuity Sustainability Consulting Limited*
Address: *Unit E, 12/F, Ford Glory Plaza,
Nos. 37-39 Wing Hong Street,
Cheung Sha Wan, Kowloon, Hong Kong*

Upon receipt for calibration, the instrument was found to be:

- Within (31.5Hz – 8kHz)**
 Outside

the allowable tolerance.

The test equipment used for calibration are traceable to National Standards via:

- The Government of The Hong Kong Special Administrative Region Standard & Calibration Laboratory

Date of receipt: 30 March 2023

Date of calibration: 04 April 2023

Date of NEXT calibration: 03 April 2024

Calibrated by: _____
Calibration Technician

Certified by: _____
*Mr. Ng Yan Wa
Laboratory Manager*

Date of issue: 04 April 2023

Certificate No.: APJ22-164-CC001



Page 1 of 4

1. Calibration Precaution:

- The unit-under-test (UUT) was allowed to stabilize in the laboratory for over 24 hours, and switched on to warm up for over 10 minutes before the commencement of the test.
- The results presented are the mean of 3 measurements at each calibration point.

2. Calibration Conditions:

Air Temperature: 21.6 °C
 Air Pressure: 1005 hPa
 Relative Humidity: 71.6 %

3. Calibration Equipment:

	Type	Serial No.	Calibration Report Number	Traceable to
Multifunction Calibrator	B&K 4226	2288467	AV220061	HOKLAS

4. Calibration Results

Sound Pressure Level

Reference Sound Pressure Level

Setting of Unit-under-test (UUT)				Applied value		UUT Reading, dB	IEC 61672 Class 1 Specification, dB
Range, dB	Freq. Weighting	Time Weighting	Level, dB	Frequency, Hz			
30-130	dBA SPL	Fast	94	1000	94.1	±0.4	


Linearity

Setting of Unit-under-test (UUT)				Applied value		UUT Reading, dB	IEC 61672 Class 1 Specification, dB
Range, dB	Freq. Weighting	Time Weighting	Level, dB	Frequency, Hz			
30-130	dBA SPL	Fast	94	1000	94.1	Ref	
			104		104.1	±0.3	
			114		114.1	±0.3	

Time Weighting

Setting of Unit-under-test (UUT)				Applied value		UUT Reading, dB	IEC 61672 Class 1 Specification, dB
Range, dB	Freq. Weighting	Time Weighting	Level, dB	Frequency, Hz			
30-130	dBA SPL	Fast	94	1000	94.1	Ref	
		Slow			94.1	±0.3	

Certificate No.: APJ22-164-CC001



Page 2 of 4

Frequency Response

Linear Response

Setting of Unit-under-test (UUT)			Applied value		UUT Reading, dB	IEC 61672 Class 1 Specification, dB	
Range, dB	Freq. Weighting	Time Weighting	Level, dB	Frequency, Hz			
30-130	dB	SPL	Fast	94	31.5	94.1	±2.0
					63	94.1	±1.5
					125	94.1	±1.5
					250	94.0	±1.4
					500	94.1	±1.4
					1000	94.1	Ref
					2000	94.3	±1.6
					4000	94.9	±1.6
				8000	93.9	+2.1; -3.1	

A-weighting

Setting of Unit-under-test (UUT)			Applied value		UUT Reading, dB	IEC 61672 Class 1 Specification, dB	
Range, dB	Freq. Weighting	Time Weighting	Level, dB	Frequency, Hz			
30-130	dBA	SPL	Fast	94	31.5	54.7	-39.4±2.0
					63	67.9	-26.2±1.5
					125	78.0	-16.1±1.5
					250	85.4	-8.6±1.4
					500	90.9	-3.2±1.4
					1000	94.1	Ref
					2000	95.5	+1.2±1.6
					4000	95.9	+1.0±1.6
				8000	92.8	-1.1+2.1; -3.1	

C-weighting

Setting of Unit-under-test (UUT)			Applied value		UUT Reading, dB	IEC 61672 Class 1 Specification, dB	
Range, dB	Freq. Weighting	Time Weighting	Level, dB	Frequency, Hz			
30-130	dBC	SPL	Fast	94	31.5	91.0	-3.0±2.0
					63	93.3	-0.8±1.5
					125	93.9	-0.2±1.5
					250	94.1	-0.0±1.4
					500	94.2	-0.0±1.4
					1000	94.1	Ref
					2000	94.2	-0.2±1.6
					4000	94.1	-0.8±1.6
				8000	90.9	-3.0 +2.1: -3.1	

Certificate No.: APJ22-164-CC001



Page 3 of 4

5. Calibration Results Applied

The results apply to the particular unit-under-test only. All calibration points are within manufacture's specification as IEC 61672 Class 1.

Uncertainties of Applied Value:

94 dB	31.5 Hz	± 0.10
	63 Hz	± 0.10
	125 Hz	± 0.05
	250 Hz	± 0.05
	500 Hz	± 0.05
	1000 Hz	± 0.05
	2000 Hz	± 0.05
	4000 Hz	± 0.05
	8000 Hz	± 0.10
104 dB	1000 Hz	± 0.05
114 dB	1000 Hz	± 0.05

The uncertainties are evaluated for a 95% confidence level.

Note:

The values given in this certification only related to the values measured at the time of the calibration and any uncertainties quoted will not allow for the equipment long-term drift, variations with environmental changes, vibration and shock during transportation, overloading, mis-handling, or the capability of any other laboratory to repeat the calibration. (A+A)*L shall not be liable for any loss or damage resulting from the use of the equipment.



Certificate of Calibration

for

Description: *Sound Level Meter*
Manufacturer: *NTi Audio*
Type No.: *XL2 (Serial No.: A2A-13661-E0)*
Microphone: *ACO 7052 (Serial No.:84464)*
Preamplifier: *NTi Audio MA220 (M2211) (Serial No.:5287)*

Submitted by:

Customer: *Acuity Sustainability Consulting Limited*
Address: *Unit E, 12/F, Ford Glory Plaza,
Nos. 37-39 Wing Hong Street,
Cheung Sha Wan, Kowloon, Hong Kong*

Upon receipt for calibration, the instrument was found to be:

- Within (31.5Hz – 8kHz)
- Outside

the allowable tolerance.

The test equipment used for calibration are traceable to National Standards via:

- The Government of The Hong Kong Special Administrative Region Standard & Calibration Laboratory

Date of receipt: 31 August 2023

Date of calibration: 04 September 2023

Date of NEXT calibration: 03 September 2024

Calibrated by: _____
Calibration Technician

Certified by: _____
*Mr. Ng Yan Wa
Laboratory Manager*

Date of issue: 04 September 2023



Certificate No.: APJ23-053-CC002

Page 1 of 4

1. Calibration Precaution:

- The unit-under-test (UUT) was allowed to stabilize in the laboratory for over 24 hours, and switched on to warm up for over 10 minutes before the commencement of the test.
- The results presented are the mean of 3 measurements at each calibration point.

2. Calibration Conditions:

Air Temperature: 23.6 °C
 Air Pressure: 1006 hPa
 Relative Humidity: 62.6 %

3. Calibration Equipment:

	Type	Serial No.	Calibration Report Number	Traceable to
Multifunction Calibrator	B&K 4226	2288467	AV220061	HOKLAS

4. Calibration Results

Sound Pressure Level

Reference Sound Pressure Level

Setting of Unit-under-test (UUT)			Applied value		UUT Reading, dB	IEC 61672 Class 1 Specification, dB
Range, dB	Freq. Weighting	Time Weighting	Level, dB	Frequency, Hz		
30-130	dBA SPL	Fast	94	1000	94.0	±0.4

Linearity

Setting of Unit-under-test (UUT)			Applied value		UUT Reading, dB	IEC 61672 Class 1 Specification, dB
Range, dB	Freq. Weighting	Time Weighting	Level, dB	Frequency, Hz		
30-130	dBA SPL	Fast	94	1000	94.0	Ref
			104		104.0	±0.3
			114		114.0	±0.3

Time Weighting

Setting of Unit-under-test (UUT)			Applied value		UUT Reading, dB	IEC 61672 Class 1 Specification, dB
Range, dB	Freq. Weighting	Time Weighting	Level, dB	Frequency, Hz		
30-130	dBA SPL	Fast	94	1000	94.0	Ref
		Slow			94.0	±0.3

Frequency Response

Linear Response

Setting of Unit-under-test (UUT)			Applied value		UUT Reading, dB	IEC 61672 Class 1 Specification, dB
Range, dB	Freq. Weighting	Time Weighting	Level, dB	Frequency, Hz		
30-130	dB	SPL	94	31.5	94.1	±2.0
				63	94.1	±1.5
				125	94.1	±1.5
				250	94.1	±1.4
				500	94.1	±1.4
				1000	94.0	Ref
				2000	93.9	±1.6
				4000	93.9	±1.6
			8000	94.7	+2.1; -3.1	

A-weighting

Setting of Unit-under-test (UUT)			Applied value		UUT Reading, dB	IEC 61672 Class 1 Specification, dB
Range, dB	Freq. Weighting	Time Weighting	Level, dB	Frequency, Hz		
30-130	dBA	SPL	94	31.5	54.7	-39.4±2.0
				63	68.2	-26.2±1.5
				125	78.0	-16.1±1.5
				250	85.5	-8.6±1.4
				500	90.8	-3.2±1.4
				1000	94.0	Ref
				2000	95.1	+1.2±1.6
				4000	94.9	+1.0±1.6
			8000	93.5	-1.1±2.1; -3.1	

C-weighting

Setting of Unit-under-test (UUT)			Applied value		UUT Reading, dB	IEC 61672 Class 1 Specification, dB
Range, dB	Freq. Weighting	Time Weighting	Level, dB	Frequency, Hz		
30-130	dBC	SPL	94	31.5	91.2	-3.0±2.0
				63	93.5	-0.8±1.5
				125	94.0	-0.2±1.5
				250	94.1	-0.0±1.4
				500	94.1	-0.0±1.4
				1000	94.0	Ref
				2000	93.7	-0.2±1.6
				4000	93.2	-0.8±1.6
			8000	91.6	-3.0±2.1; -3.1	



5. Calibration Results Applied

The results apply to the particular unit-under-test only. All calibration points are within manufacture's specification as IEC 61672 Class 1.

Uncertainties of Applied Value:

94 dB	31.5 Hz	± 0.10
	63 Hz	± 0.10
	125 Hz	± 0.10
	250 Hz	± 0.10
	500 Hz	± 0.05
	1000 Hz	± 0.05
	2000 Hz	± 0.05
	4000 Hz	± 0.10
	8000 Hz	± 0.10
104 dB	1000 Hz	± 0.05
114 dB	1000 Hz	± 0.05

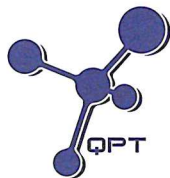
The uncertainties are evaluated for a 95% confidence level.

Note:

The values given in this certification only related to the values measured at the time of the calibration and any uncertainties quoted will not allow for the equipment long-term drift, variations with environmental changes, vibration and shock during transportation, overloading, mis-handling, or the capability of any other laboratory to repeat the calibration. (A+A)*L shall not be liable for any loss or damage resulting from the use of the equipment.



Water Quality Monitoring Equipment



專業化驗有限公司
QUALITY PRO TEST-CONSULT LIMITED

Unit 10, 5/F, Wah Wai Centre, 38-40 Au Pui Wan St., Fotan, Hong Kong
Email: info@qualityprotest.com; Website: www.qualityprotest.com
Tel: (852) 3956 8717; Fax: (852) 3956 3928

REPORT OF EQUIPMENT PERFORMANCE CHECK/ CALIBRATION

Test Report No. : R-BD030022
Date of Issue : 05 March 2024
Page No. : 1 of 2

PART A - CUSTOMER INFORMATION

Acuity Sustainability Consulting Limited
Unit E, 12/F, Ford Glory Plaza 37-39 Wing Hong Street, Cheung Sha Wan, Kowloon, Hong Kong

PART B - SAMPLE INFORMATION

Name of Equipment : YSI ProDSS Multi Parameters
Manufacturer : YSI
Serial Number : 22D100436
Date of Received : 28 February 2024
Date of Calibration : 28 February 2024
Date of Next Calibration : 28 May 2024
Request No. : D-BD030022

PART C - REFERENCE METHODS/ DOCUMENTS FOR THE CALIBRATION

Test Parameter	Reference Method
pH value	APHA 21e 4500-H ⁺ B
Temperature	Section 6 of international Accreditation New Zealand Technical Guide no. 3 Second edition March 2008: Working Thermometer Calibration Procedure
Salinity	APHA 21e 2520 B
Dissolved oxygen	APHA 23e 4500-O G (Membrane Electrode Method)
Turbidity	APHA 21e 2130 B (Nephelometric Method)

PART D - CALIBRATION RESULT

(1) pH value

Target (pH unit)	Display Reading (pH unit)	Tolerance	Result
4.00	4.18	0.18	Satisfactory
7.42	7.35	-0.07	Satisfactory
10.01	9.95	-0.06	Satisfactory

Tolerance of pH value should be less than ± 0.2 (pH unit)

(2) Temperature

Reading of Ref. thermometer (°C)	Display Reading (°C)	Tolerance	Result
18.0	17.1	-0.9	Satisfactory
27.5	26.7	-0.8	Satisfactory
35.5	35.6	0.1	Satisfactory

Tolerance of Temperature should be less than ± 2.0 (°C)


(3) Salinity

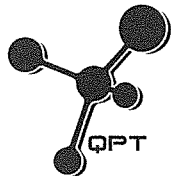
Expected Reading (g/L)	Display Reading (g/L)	Tolerance (%)	Result
10	9.34	-6.60	Satisfactory
20	18.93	-5.35	Satisfactory
30	29.35	-2.17	Satisfactory

Tolerance of Salinity should be less than ± 10.0 (%)

--- CONTINUED ON NEXT PAGE ---

AUTHORIZED
SIGNATORY:


LEE Chun-ning
Assistant Manager



專業化驗有限公司

QUALITY PRO TEST-CONSULT LIMITED

Unit 10, 5/F, Wah Wai Centre, 38-40 Au Pui Wan St., Fotan, Hong Kong

Email: info@qualityprotest.com; Website: www.qualityprotest.com

Tel: (852) 3956 8717; Fax: (852) 3956 3928

REPORT OF EQUIPMENT PERFORMANCE CHECK/ CALIBRATION

Test Report No. : R-BD030022
Date of Issue : 05 March 2024
Page No. : 2 of 2

(4) Dissolved oxygen

Expected Reading (mg/L)	Display Reading (mg/L)	Tolerance	Result
7.51	7.78	0.27	Satisfactory
3.81	3.42	-0.39	Satisfactory
2.28	1.80	-0.48	Satisfactory
0.61	0.18	-0.43	Satisfactory

Tolerance of Dissolved oxygen should be less than ± 0.5 (mg/L)

(5) Turbidity

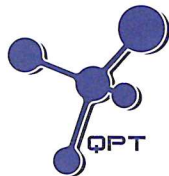
Expected Reading (NTU)	Display Reading (NTU)	Tolerance (%)	Result
0	1.33	--	Satisfactory
10	10.04	0.4	Satisfactory
20	19.25	-3.8	Satisfactory
100	105.75	5.8	Satisfactory
800	787.30	-1.6	Satisfactory

Tolerance of Turbidity should be less than ± 10.0 (%)

Remark(s)

- The "Date of Next Calibration" is recommended according to best practice principals as practiced by QPT or quoted form relevant international standards.
- The results relate only to the calibrated equipment as received
- The performance of the equipment stated in this report is checked with independent reference material and results compared against a calibrated secondary source.
- "Displayed Reading" denotes the figure shown on item under calibration/ checking regardless of equipment precision or significant figures.
- The "Tolerance Limit" mentioned is the acceptance criteria applicable for similar equipment used by Quality Pro Test-Consult Ltd. or quoted form relevant international standards.

--- END OF REPORT ---



專業化驗有限公司
QUALITY PRO TEST-CONSULT LIMITED

Unit 10, 5/F, Wah Wai Centre, 38-40 Au Pui Wan St., Fotan, Hong Kong
Email: info@qualityprotest.com; Website: www.qualityprotest.com
Tel: (852) 3956 8717; Fax: (852) 3956 3928

REPORT OF EQUIPMENT PERFORMANCE CHECK/ CALIBRATION

Test Report No. : R-BD010030
Date of Issue : 25 January 2024
Page No. : 1 of 2

PART A - CUSTOMER INFORMATION

Acuity Sustainability Consulting Limited
Unit E, 12/F, Ford Glory Plaza 37-39 Wing Hong Street, Cheung Sha Wan, Kowloon, Hong Kong

PART B - SAMPLE INFORMATION

Name of Equipment : YSI ProDSS (Multi-Parameters)
Manufacturer : YSI (a xylem brand)
Serial Number : 22C106561
Date of Received : 22 January 2024
Date of Calibration : 24 January 2024
Date of Next Calibration : 24 April 2024
Request No. : D-BD010030

PART C - REFERENCE METHODS/ DOCUMENTS FOR THE CALIBRATION

Test Parameter	Reference Method
pH value	APHA 21e 4500-H ⁺ B
Temperature	Section 6 of international Accreditation New Zealand Technical Guide no. 3 Second edition March 2008: Working Thermometer Calibration Procedure
Salinity	APHA 21e 2520 B
Dissolved oxygen	APHA 23e 4500-O G (Membrane Electrode Method)
Turbidity	APHA 21e 2130 B (Nephelometric Method)

PART D - CALIBRATION RESULT

(1) pH value

Target (pH unit)	Display Reading (pH unit)	Tolerance	Result
4.00	4.02	0.02	Satisfactory
7.42	7.45	0.03	Satisfactory
10.01	10.05	0.04	Satisfactory

Tolerance of pH value should be less than ± 0.2 (pH unit)

(2) Temperature

Reading of Ref. thermometer (°C)	Display Reading (°C)	Tolerance	Result
33	34.1	1.1	Satisfactory
19	18.7	-0.3	Satisfactory
11	11.5	0.5	Satisfactory

Tolerance of Temperature should be less than ± 2.0 (°C)

(3) Salinity

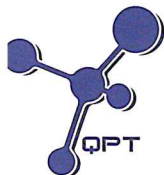
Expected Reading (g/L)	Display Reading (g/L)	Tolerance (%)	Result
10	10.19	1.90	Satisfactory
20	21.27	6.35	Satisfactory
30	30.21	0.70	Satisfactory

Tolerance of Salinity should be less than ± 10.0 (%)

--- CONTINUED ON NEXT PAGE ---

AUTHORIZED
SIGNATORY:


LEE Chun-ning
Assistant Manager



REPORT OF EQUIPMENT PERFORMANCE CHECK/ CALIBRATION

Test Report No. : R-BD010030
Date of Issue : 25 January 2024
Page No. : 2 of 2

(4) Dissolved oxygen

Expected Reading (mg/L)	Display Reading (mg/L)	Tolerance	Result
8.60	8.89	0.29	Satisfactory
5.33	5.70	0.37	Satisfactory
3.40	3.50	0.10	Satisfactory
0.34	0.26	-0.08	Satisfactory

Tolerance of Dissolved oxygen should be less than ± 0.5 (mg/L)

(5) Turbidity

Expected Reading (NTU)	Display Reading (NTU)	Tolerance (%)	Result
0	0.50	--	Satisfactory
10	9.88	-1.2	Satisfactory
20	18.35	-8.2	Satisfactory
100	95.10	-4.9	Satisfactory
800	736.55	-7.9	Satisfactory

Tolerance of Turbidity should be less than ± 10.0 (%)

Remark(s)

- The "Date of Next Calibration" is recommended according to best practice principals as practiced by QPT or quoted form relevant international standards.
- The results relate only to the calibrated equipment as received
- The performance of the equipment stated in this report is checked with independent reference material and results compared against a calibrated secondary source.
- "Displayed Reading" denotes the figure shown on item under calibration/ checking regardless of equipment precision or significant figures.
- The "Tolerance Limit" mentioned is the acceptance criteria applicable for similar equipment used by Quality Pro Test-Consult Ltd. or quoted form relevant international standards.

--- END OF REPORT ---